

Perceptual Organization and Recognition of Indoor Scene from RGB-D Images


Saurabh Gupta, Pablo Arbeláez, Jitendra Malik
UC Berkeley

Semantic Segmentation with RGB-D

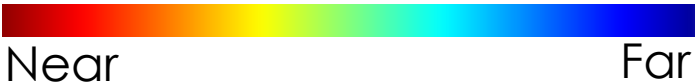
Input



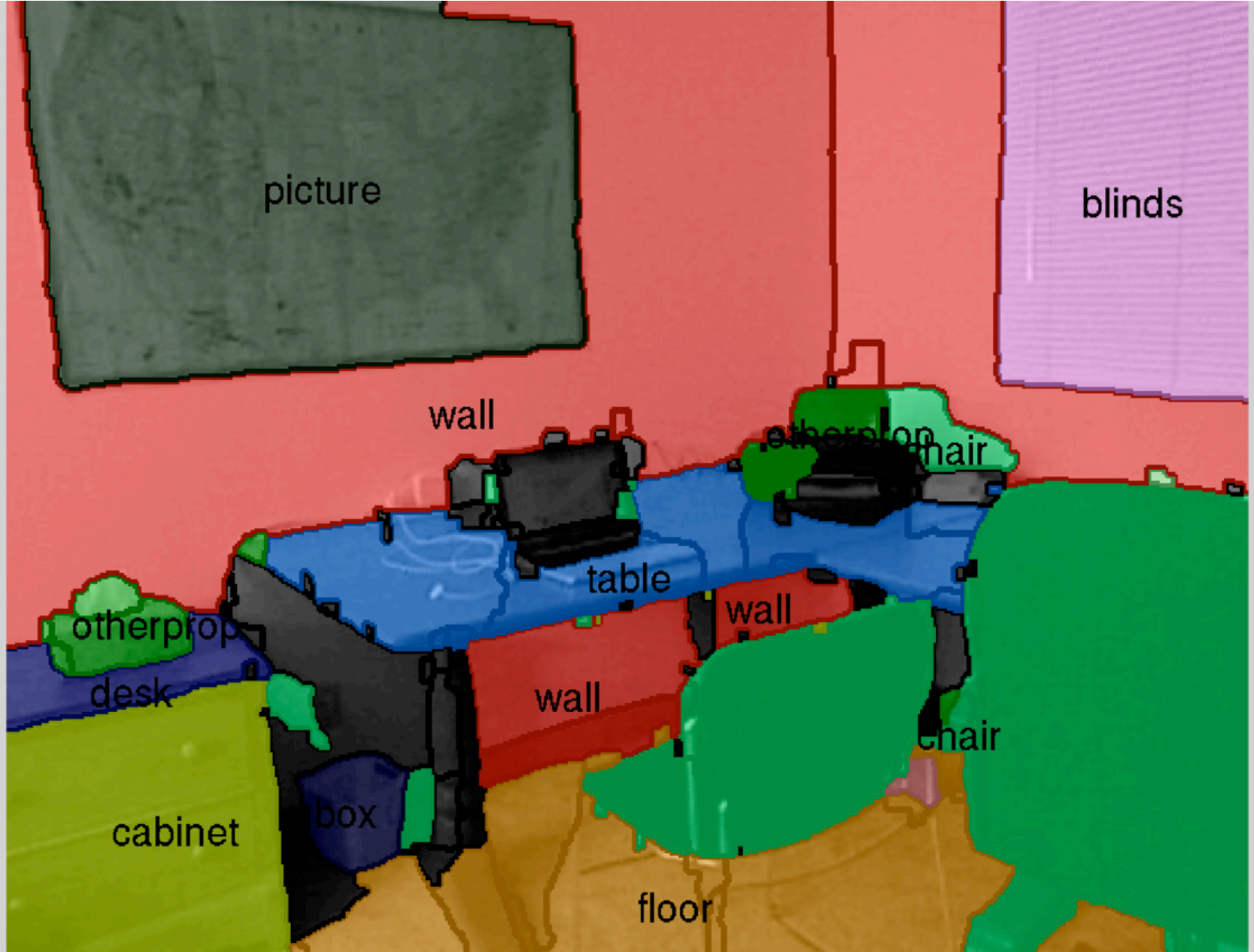
RGB



Depth



Output




Semantic Segmentation with RGB-D

Input



RGB



Depth


Semantic Segmentation with RGB-D

Input

Reorganization



RGB



Depth


Semantic Segmentation with RGB-D

Input


Reorganization



RGB



Depth



Semantic Segmentation with RGB-D

Input




RGB

Reorganization



Bottom-Up Segmentation



Depth



Semantic Segmentation with RGB-D

Input


Reorganization



RGB



Bottom-Up
Segmentation



Depth



Amodal
Completion

Semantic Segmentation with RGB-D

Input




RGB

Reorganization



Bottom-Up Segmentation

Semantic Segmentation



Depth



Amodal Completion

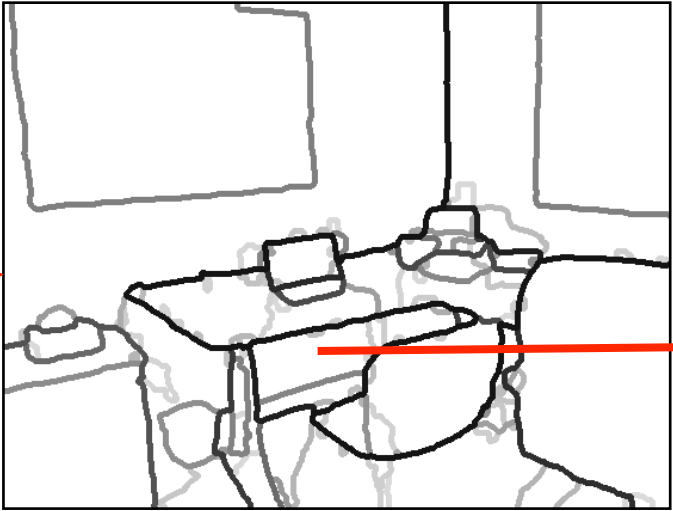
Semantic Segmentation with RGB-D

Input




RGB

Reorganization



Bottom-Up Segmentation



Depth

Semantic Segmentation



Amodal Completion



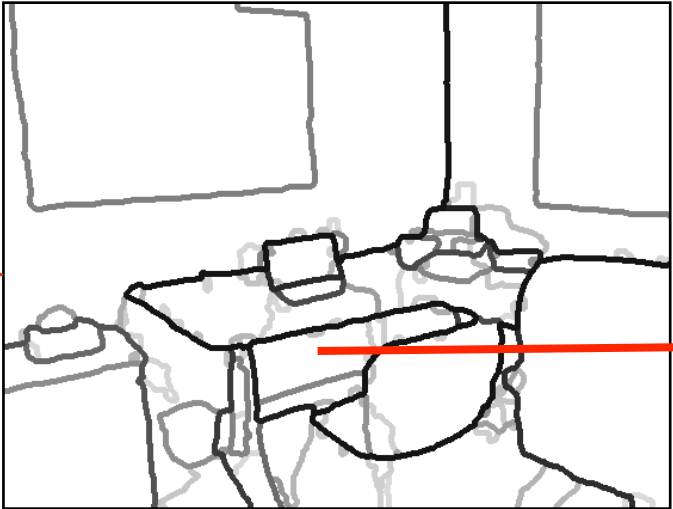
Semantic Segmentation with RGB-D

Input



RGB

Reorganization

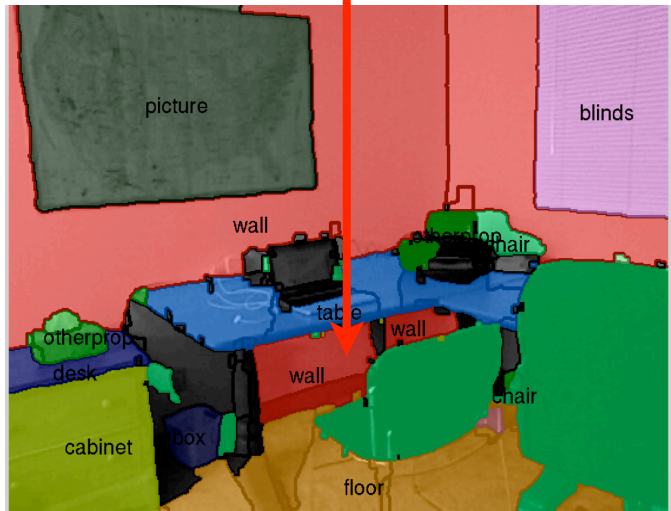


Bottom-Up Segmentation



Amodal Completion

Semantic Segmentation



Dense Pixel Labeling

Related Work

Related Work

Anand et al., IJRR12, Contextually Guided Semantic Labeling and Search for 3D Point Clouds **[Cornell]**

Modeled context using structural SVMs for semantic segmentation in full 3D Scenes

Related Work

Anand et al., IJRR12, Contextually Guided Semantic Labeling and Search for 3D Point Clouds **[Cornell]**

Modeled context using structural SVMs for semantic segmentation in full 3D Scenes

Ren et al., CVPR12, RGB-(D) scene labeling: Features and algorithms **[UW, Intel]**

Using Kernel descriptor features and Tree path context for semantic segmentation

Related Work

Anand et al., IJRR12, Contextually Guided Semantic Labeling and Search for 3D Point Clouds **[Cornell]**

Modeled context using structural SVMs for semantic segmentation in full 3D Scenes

Ren et al., CVPR12, RGB-(D) scene labeling: Features and algorithms **[UW, Intel]**

Using Kernel descriptor features and Tree path context for semantic segmentation

Silberman et al., ECCV12, Indoor segmentation and support inference from RGBD images **[NYU]**

Bottom-up and semantic segmentation, and inference of support relations in RGBD Scenes

- Also introduced a RGBD dataset (NYUD2) with semantic segmentation labels (~1500 images, ~900 classes)


- Looked at a 4 class semantic segmentation (floor, structure, furniture, props)

Semantic Segmentation with RGB-D

Input

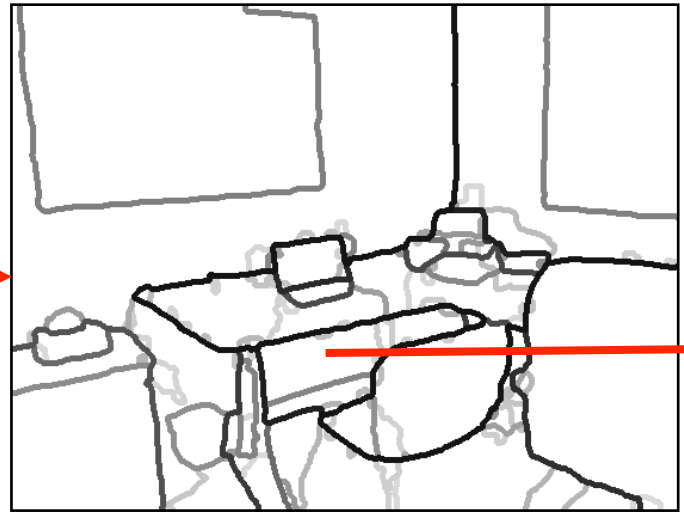


RGB



Depth

Reorganization

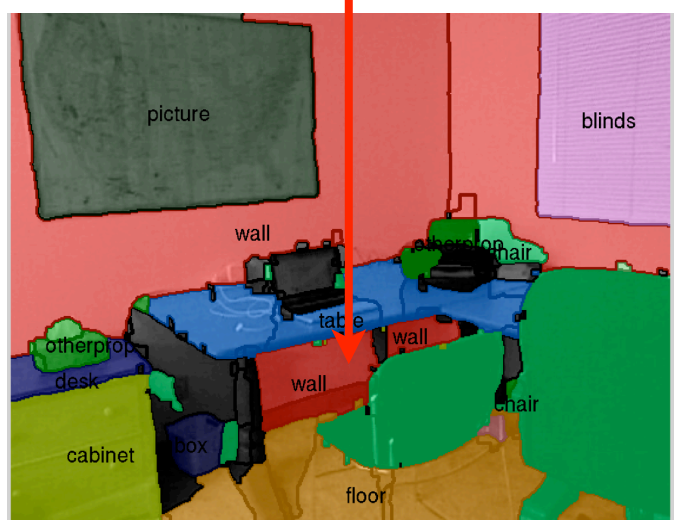



Bottom-Up Segmentation



Amodal Completion

Semantic Segmentation



Dense Pixel Labeling

Bottom-Up Segmentation

Arbeláez et al., PAMI 2011, Contour Detection and Hierarchical Image Segmentation.


Martin et al., PAMI 2004, Learning to Detect Natural Image Boundaries Using Local Brightness, Color, and Texture Cues

Bottom-Up Segmentation

Adapt the gPb-ucm machinery from Arbeláez et al. from RGB to RGB-D images

Bottom-Up Segmentation


Adapt the gPb-ucm machinery from Arbeláez et al. from RGB to RGB-D images




Input RGB Image

Bottom-Up Segmentation

Adapt the gPb-ucm machinery from Arbeláez et al. from RGB to RGB-D images




Input RGB Image



Oriented Local Gradients



Bottom-Up Segmentation

Adapt the gPb-ucm machinery from Arbeláez et al. from RGB to RGB-D images



Input RGB Image


Brightness
Gradient



Oriented Local Gradients


Bottom-Up Segmentation

Adapt the gPb-ucm machinery from Arbeláez et al. from RGB to RGB-D images





Input RGB Image

Brightness
Gradient




Color
Gradient



Oriented Local Gradients


Bottom-Up Segmentation

Adapt the gPb-ucm machinery from Arbeláez et al. from RGB to RGB-D images




Input RGB Image


Brightness Gradient



Color Gradient



Texture Gradient



Multi-scale Local Gradients




Oriented Local Gradients

Arbeláez et al., PAMI 2011, Contour Detection and Hierarchical Image Segmentation.


Martin et al., PAMI 2004, Learning to Detect Natural Image Boundaries Using Local Brightness, Color, and Texture Cues

Bottom-Up Segmentation

Adapt the gPb-ucm machinery from Arbeláez et al. from RGB to RGB-D images




Input RGB Image



Multi-scale Local
Gradients



Bottom-Up Segmentation

Adapt the gPb-ucm machinery from Arbeláez et al. from RGB to RGB-D images



Input RGB Image

Gradient
from
Color
Image




Input Depth Image


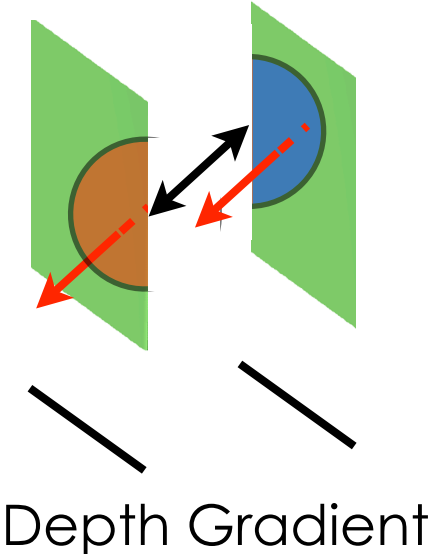

Multi-scale Local
Gradients

Bottom-Up Segmentation

Adapt the gPb-ucm machinery from Arbeláez et al. from RGB to RGB-D images



Input RGB Image



Input Depth Image


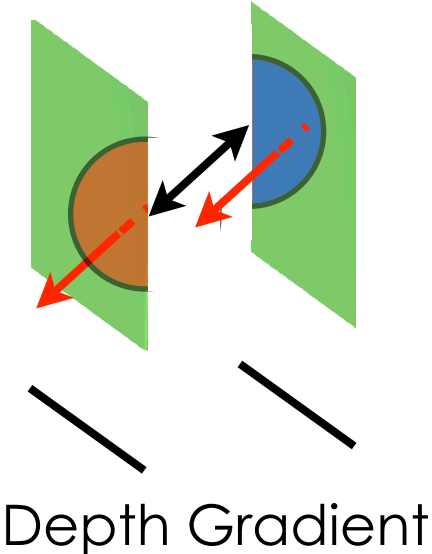
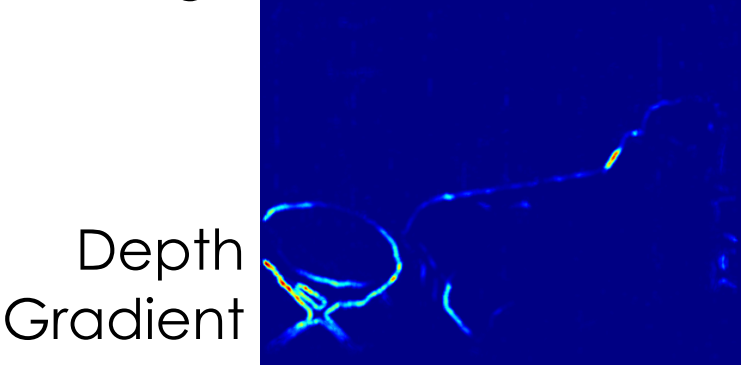

Multi-scale Local
Gradients

Bottom-Up Segmentation

Adapt the gPb-ucm machinery from Arbeláez et al. from RGB to RGB-D images



Input RGB Image




Input Depth Image



Multi-scale Local Gradients

Bottom-Up Segmentation

Adapt the gPb-ucm machinery from Arbeláez et al. from RGB to RGB-D images

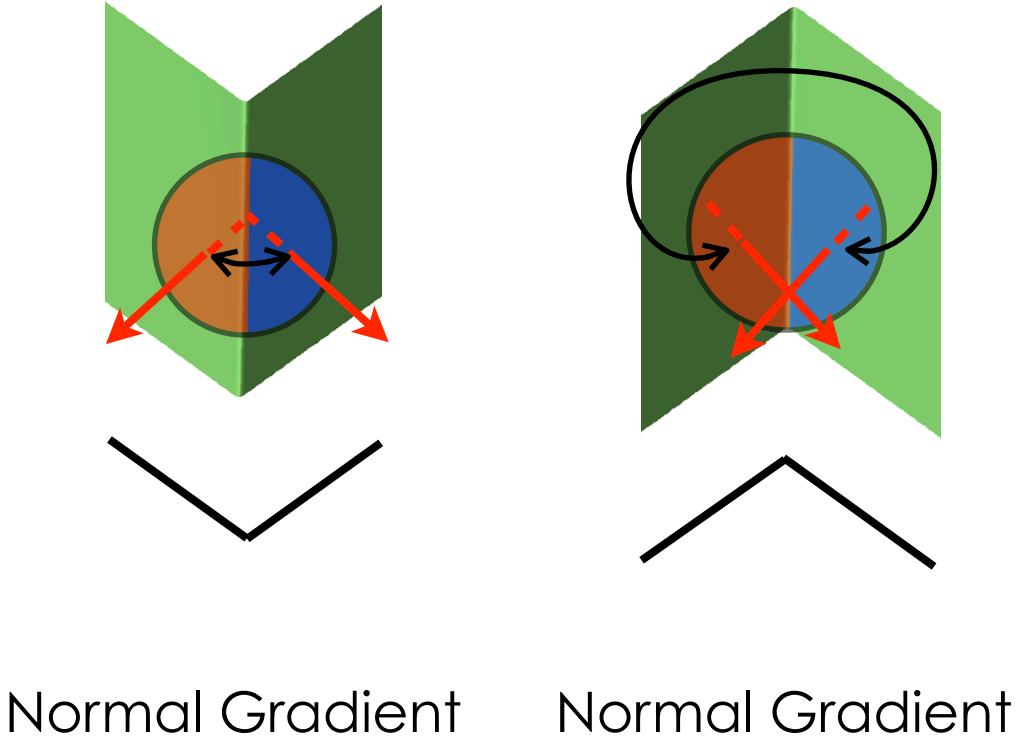
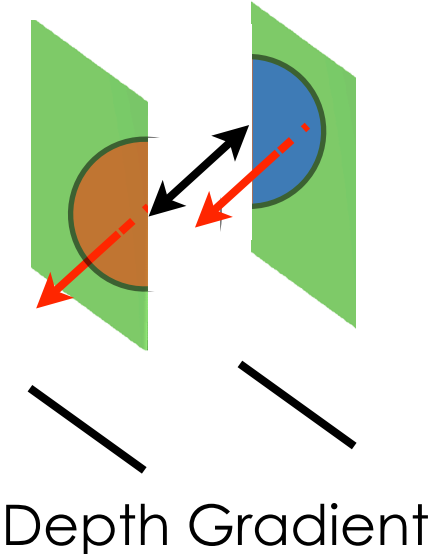


Input RGB Image




Input Depth Image

Multi-scale Local Gradients


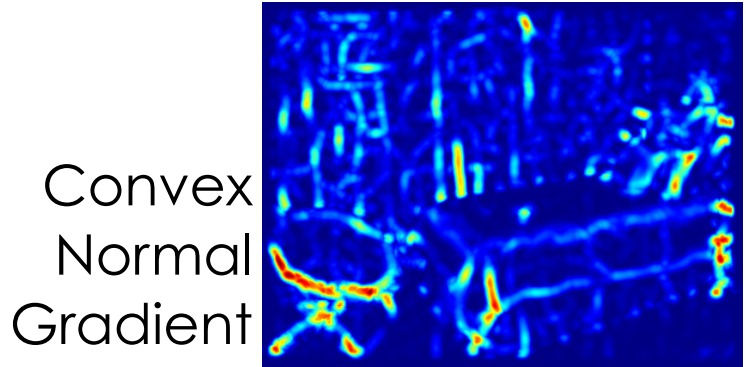
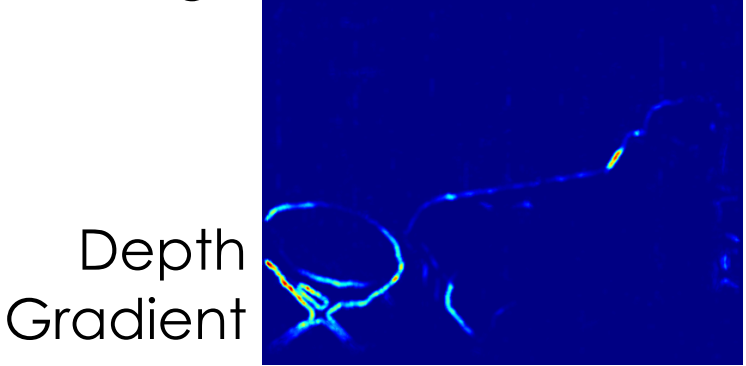



Bottom-Up Segmentation

Adapt the gPb-ucm machinery from Arbeláez et al. from RGB to RGB-D images

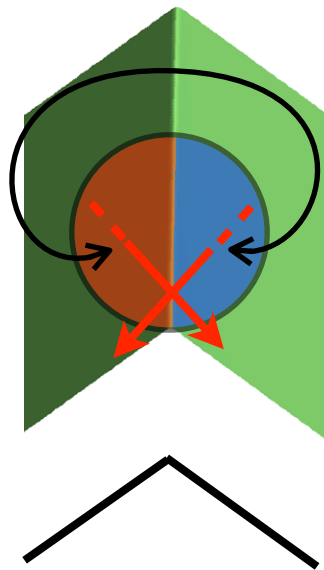
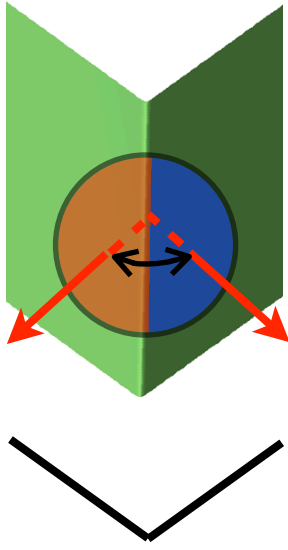
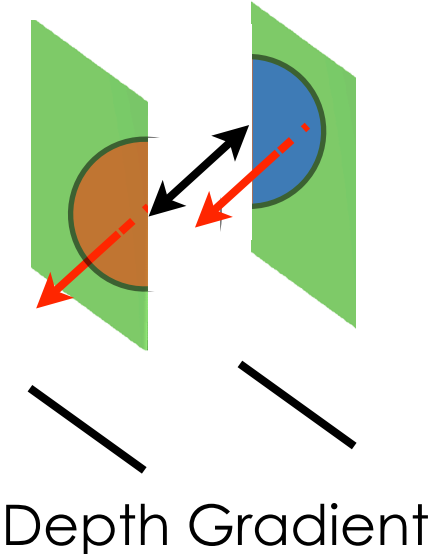


Input RGB Image




Input Depth Image

Multi-scale Local Gradients


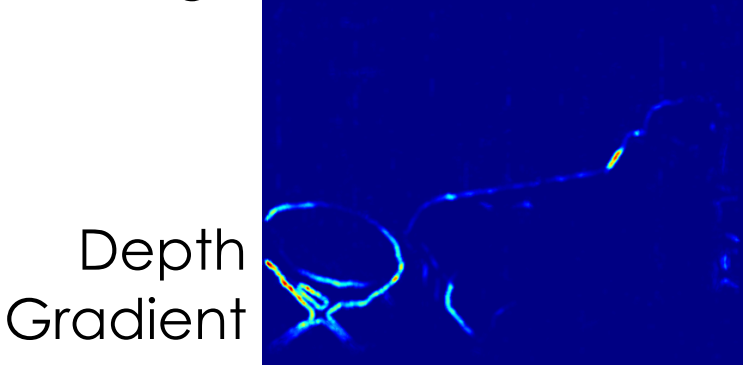



Bottom-Up Segmentation


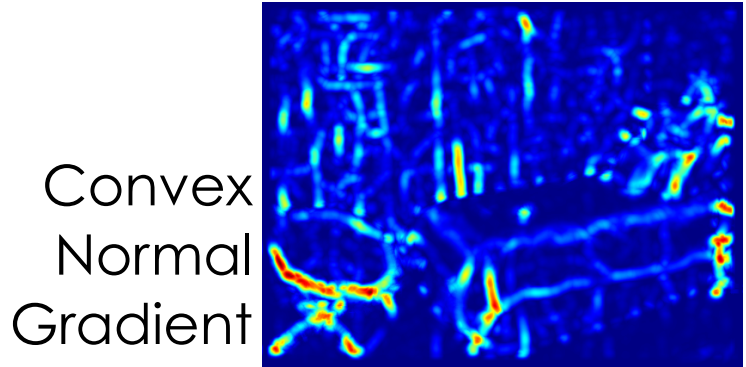
Adapt the gPb-ucm machinery from Arbeláez et al. from RGB to RGB-D images



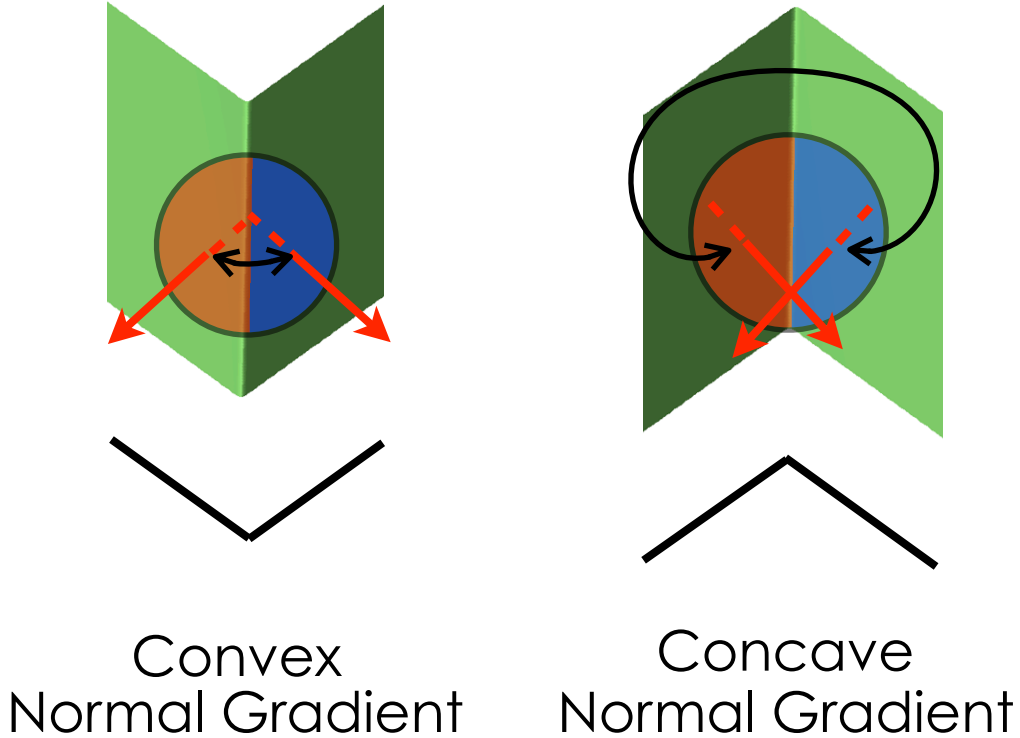
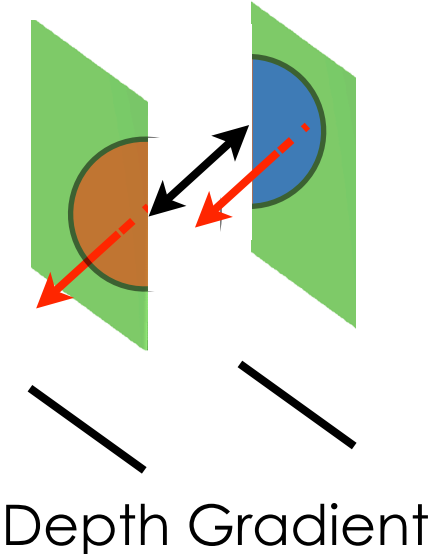
Input RGB Image



Input Depth Image




Multi-scale Local Gradients


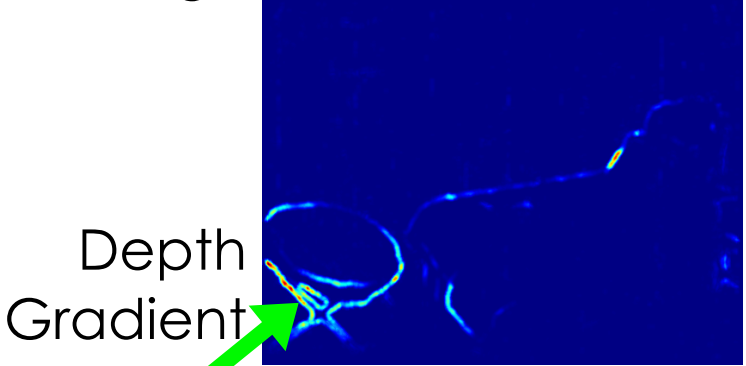



Bottom-Up Segmentation


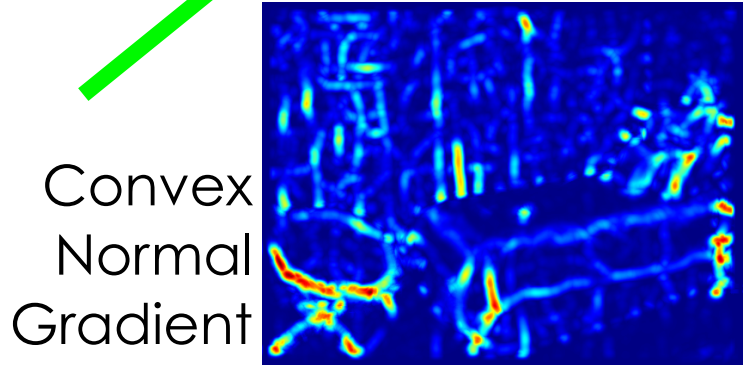
Adapt the gPb-ucm machinery from Arbeláez et al. from RGB to RGB-D images



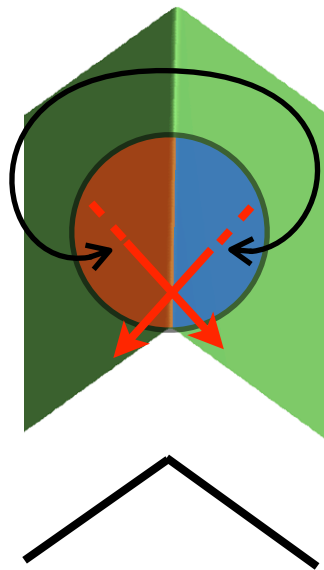
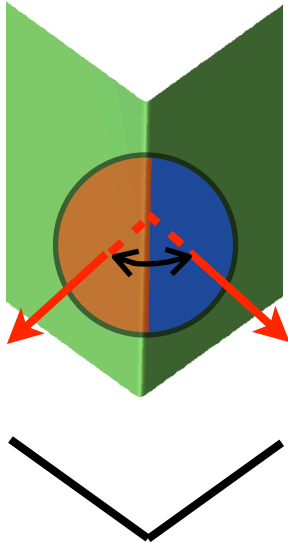
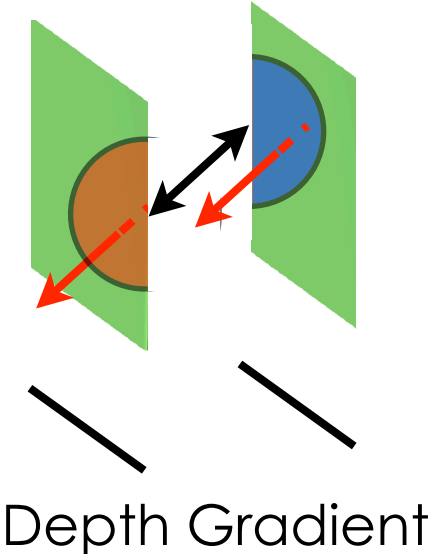
Input RGB Image



Input Depth Image




Multi-scale Local Gradients


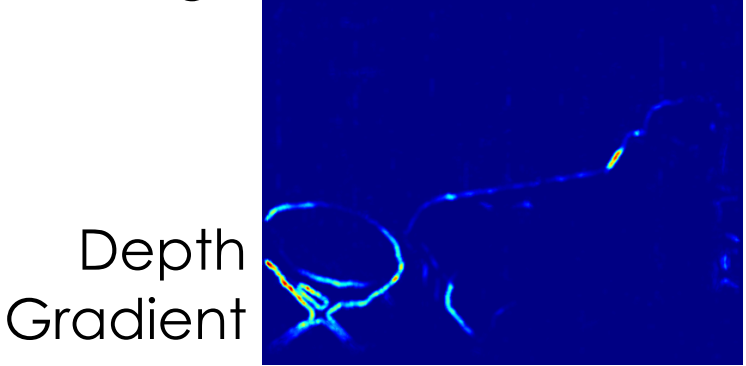



Bottom-Up Segmentation


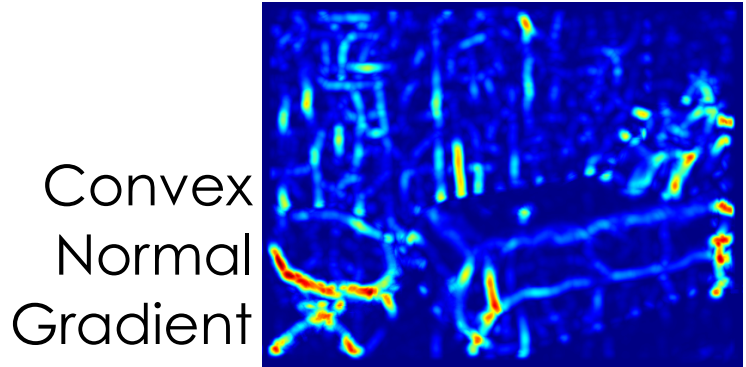
Adapt the gPb-ucm machinery from Arbeláez et al. from RGB to RGB-D images



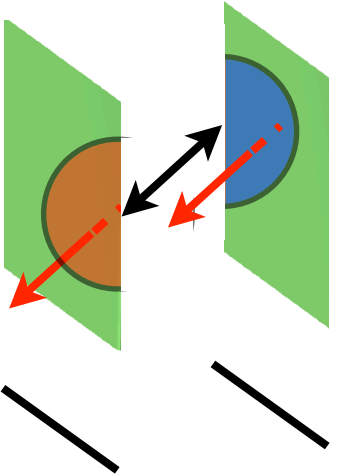
Input RGB Image



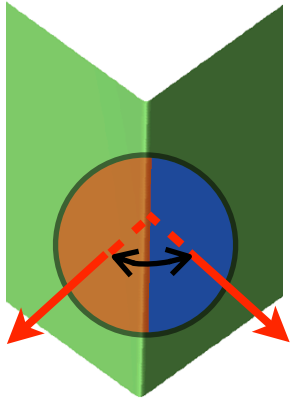
Input Depth Image



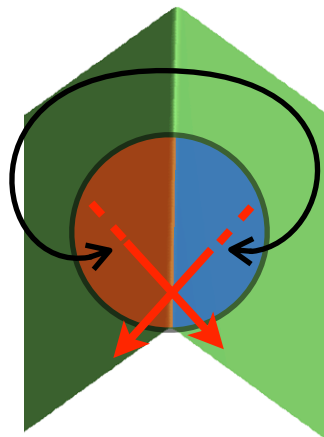
Multi-scale Local Gradients



Depth Gradient




Convex Normal Gradient




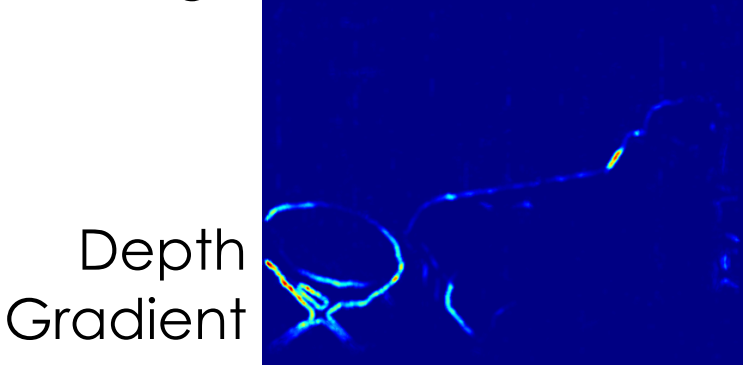

Concave Normal Gradient

Bottom-Up Segmentation

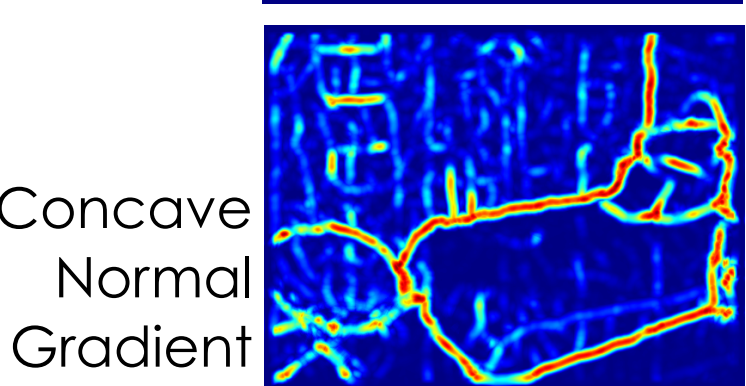
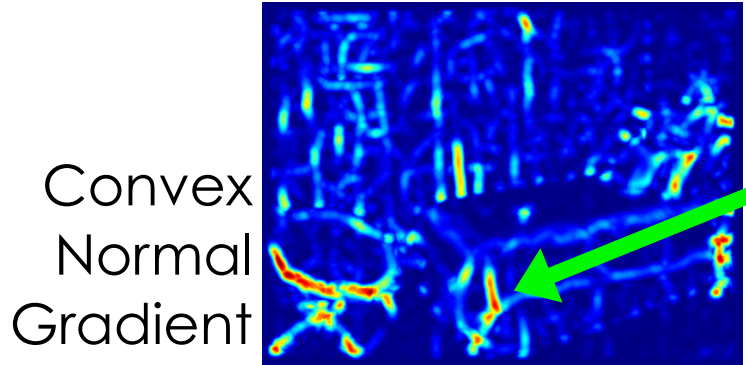
Adapt the gPb-ucm machinery from Arbeláez et al. from RGB to RGB-D images



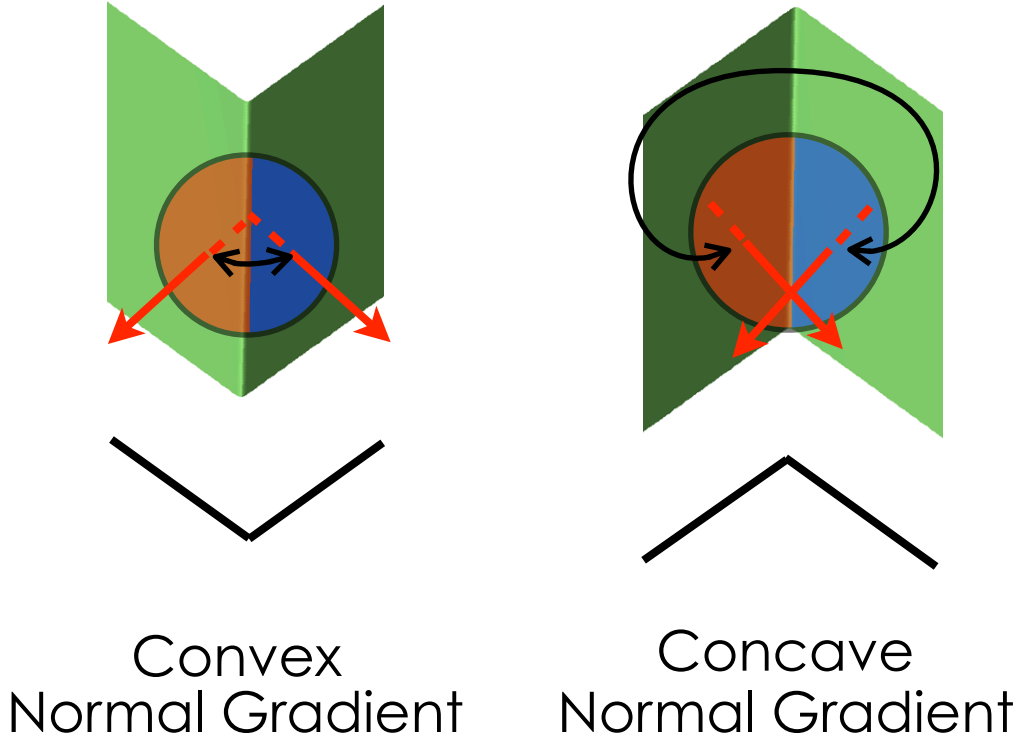
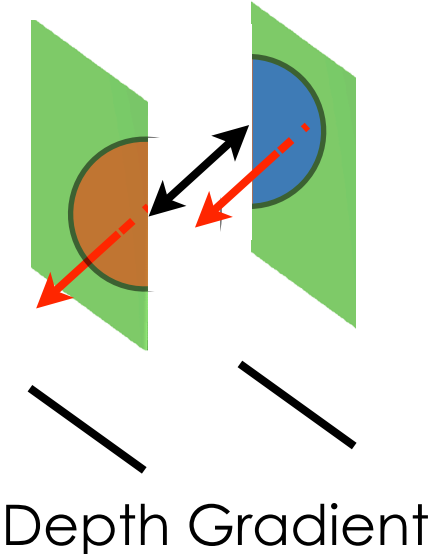
Input RGB Image



Input Depth Image




Multi-scale Local Gradients


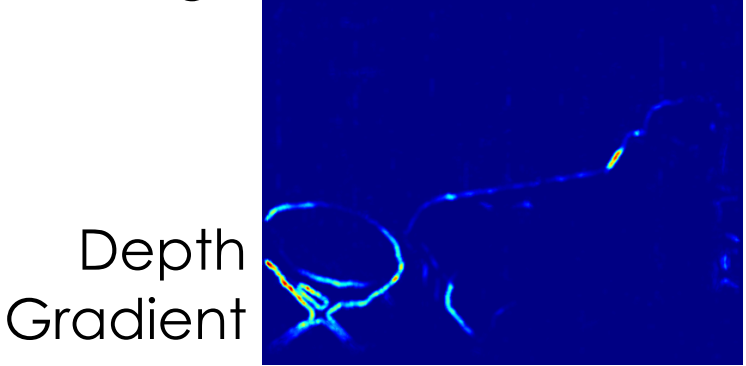



Bottom-Up Segmentation


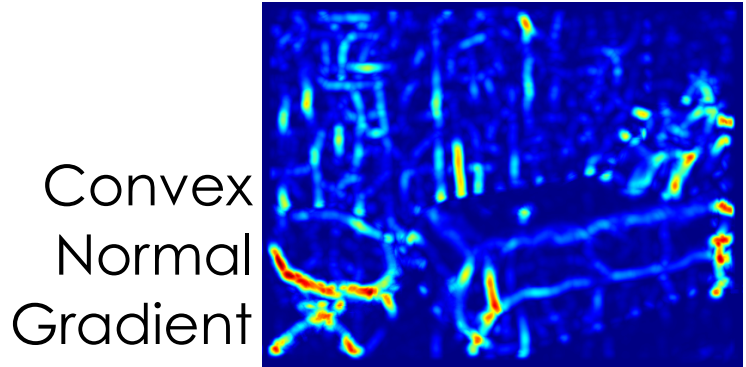
Adapt the gPb-ucm machinery from Arbeláez et al. from RGB to RGB-D images



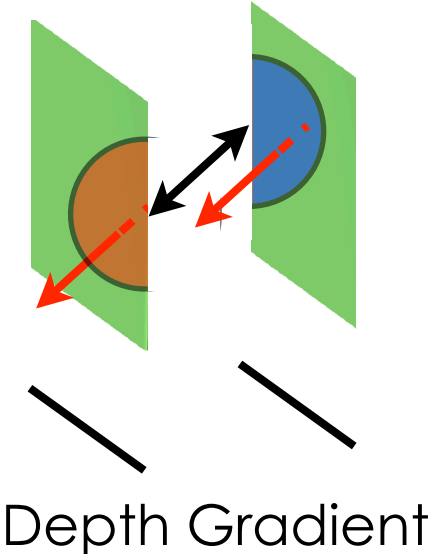
Input RGB Image



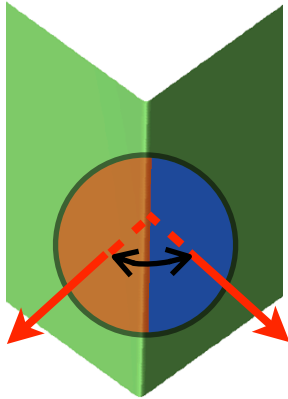
Input Depth Image



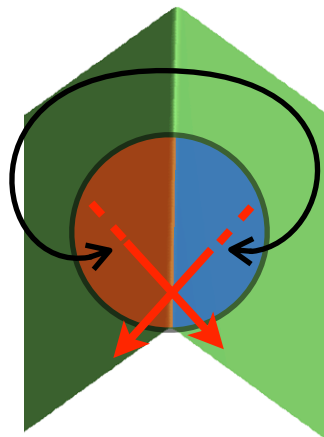
Multi-scale Local Gradients



Depth Gradient




Convex Normal Gradient




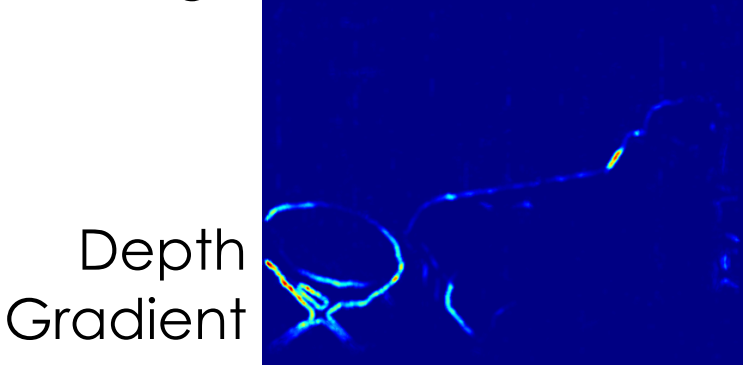

Concave Normal Gradient

Bottom-Up Segmentation

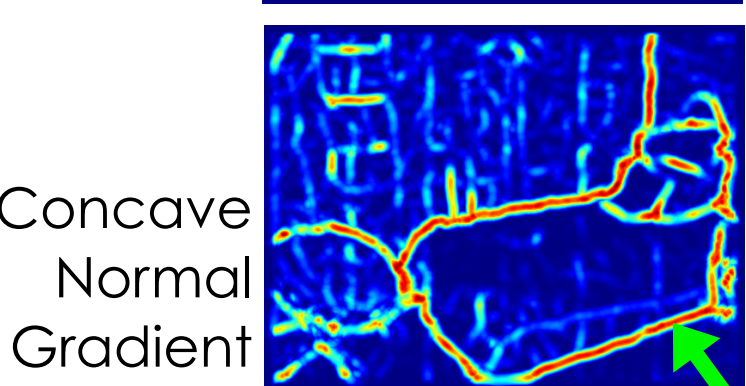
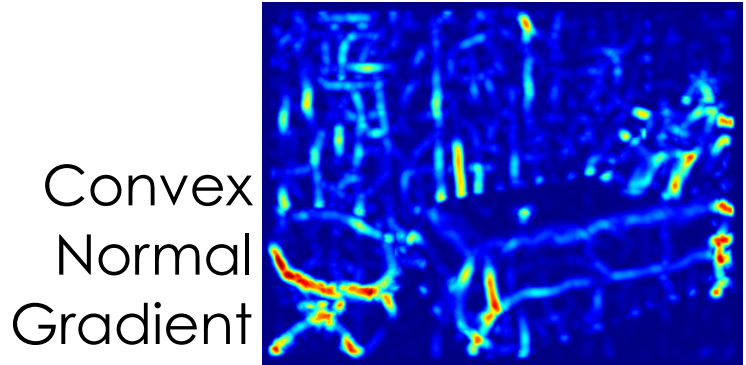
Adapt the gPb-ucm machinery from Arbeláez et al. from RGB to RGB-D images



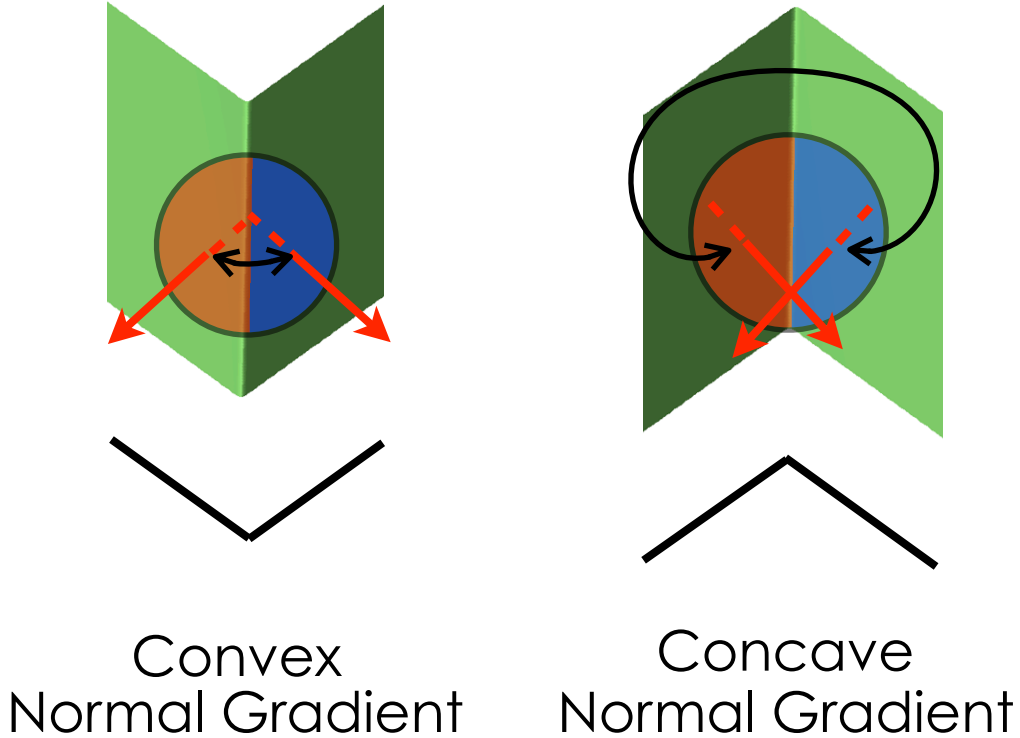
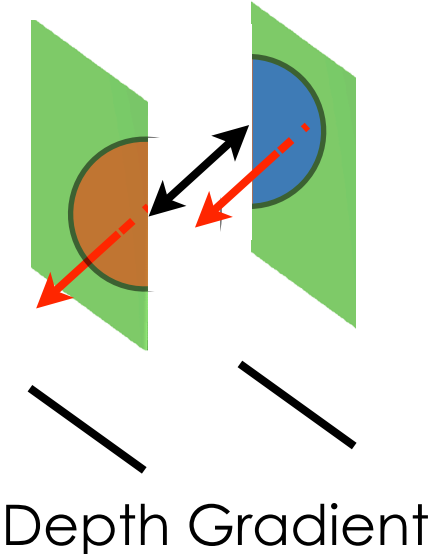
Input RGB Image



Input Depth Image




Multi-scale Local Gradients


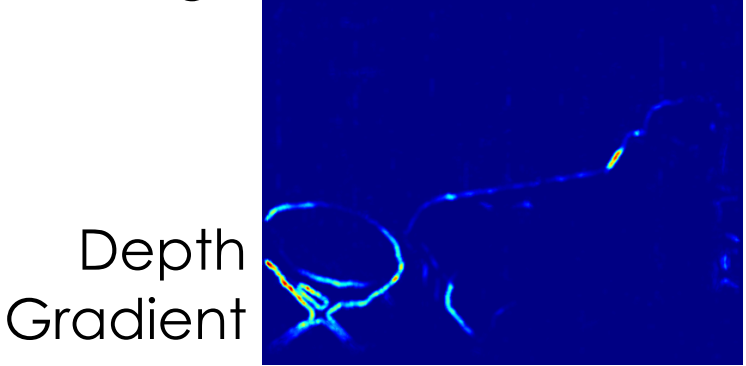



Bottom-Up Segmentation

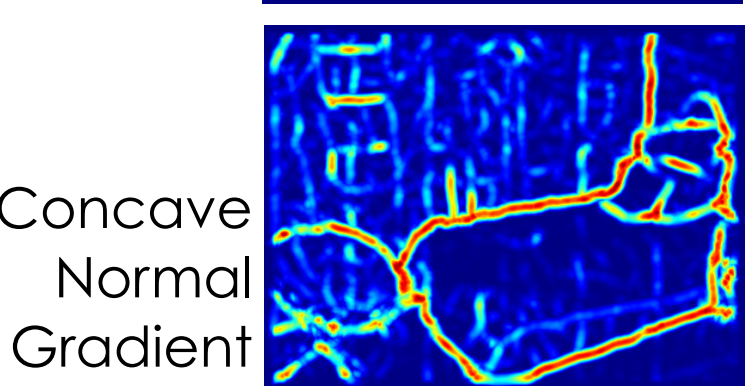
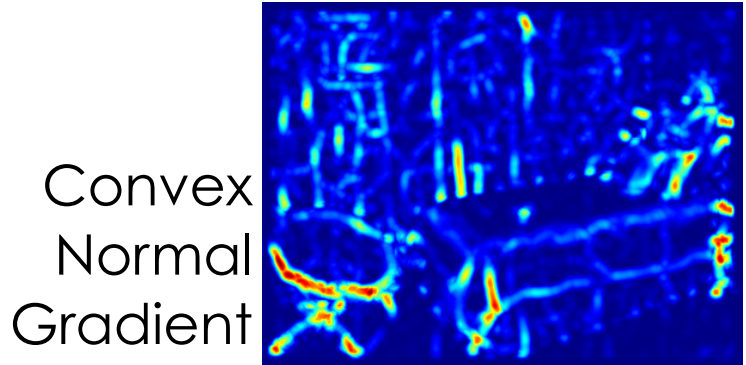
Adapt the gPb-ucm machinery from Arbeláez et al. from RGB to RGB-D images



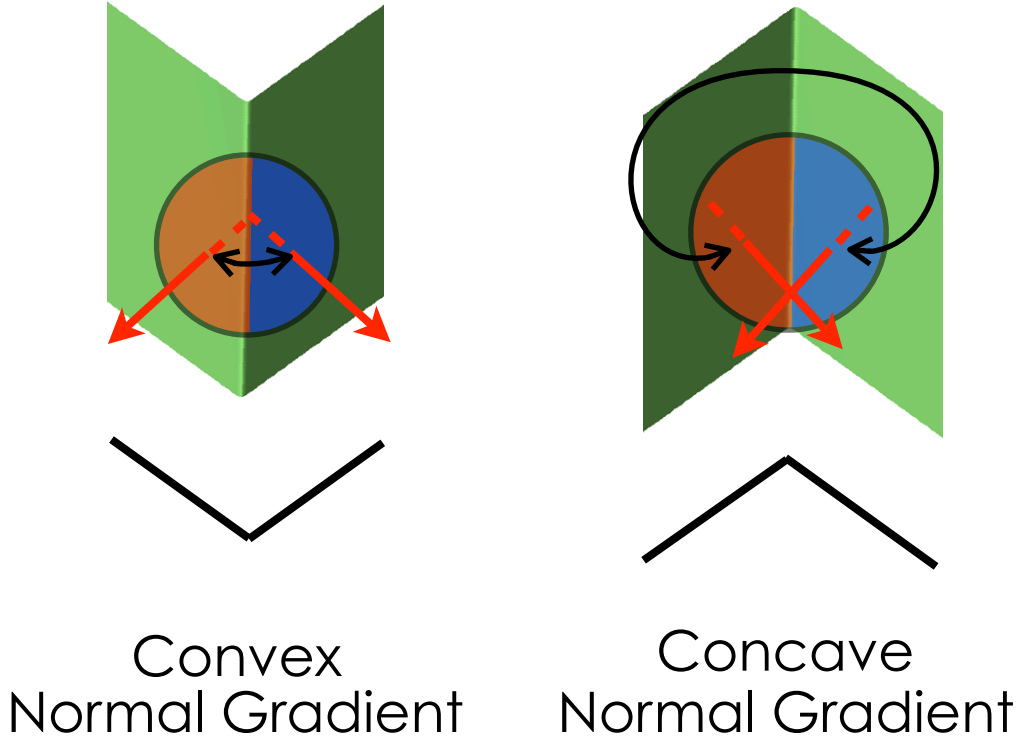
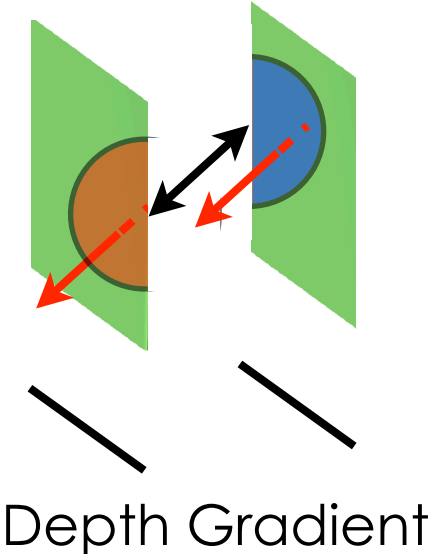
Input RGB Image



Input Depth Image



Multi-scale Local Gradients


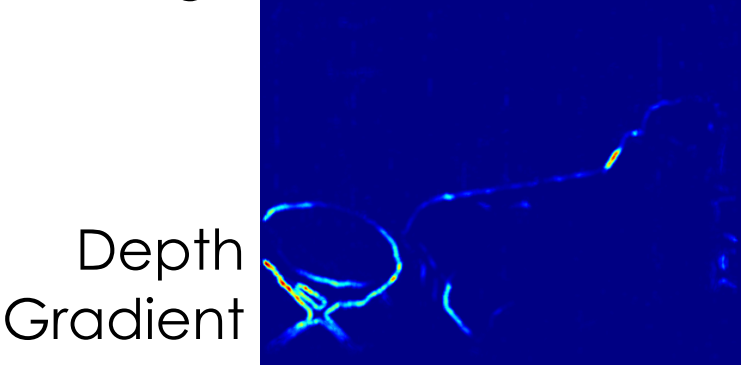



Bottom-Up Segmentation


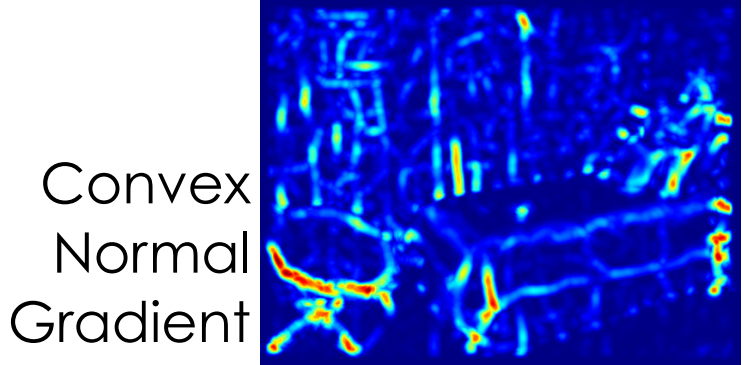
Adapt the gPb-ucm machinery from Arbeláez et al. from RGB to RGB-D images



Input RGB Image




Input Depth Image




Multi-scale Local Gradients

Bottom-Up Segmentation


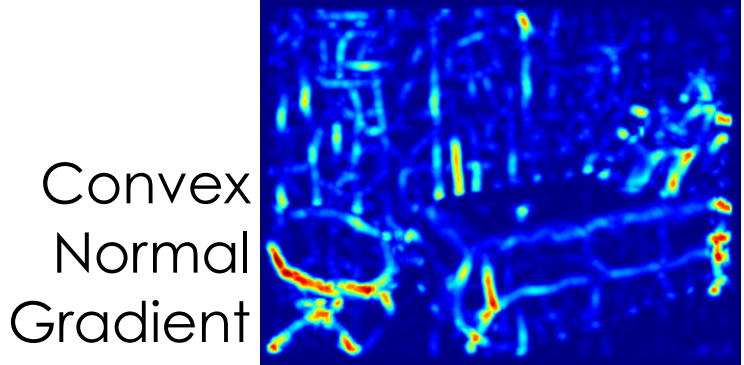
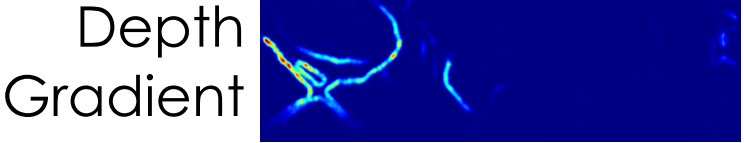

Adapt the gPb-ucm machinery from Arbeláez et al. from RGB to RGB-D images



Input RGB Image



Input Depth Image




Multi-scale Local Gradients


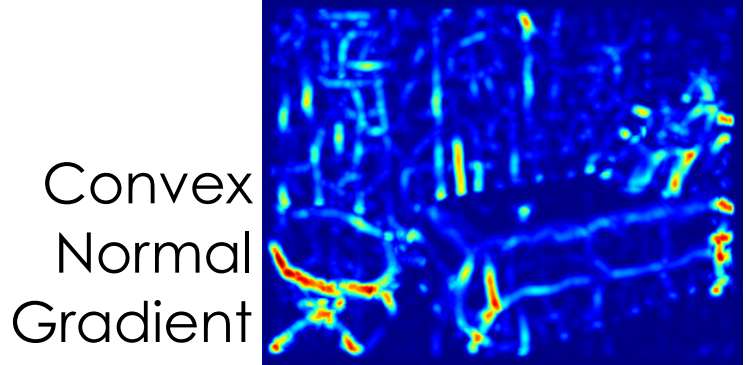
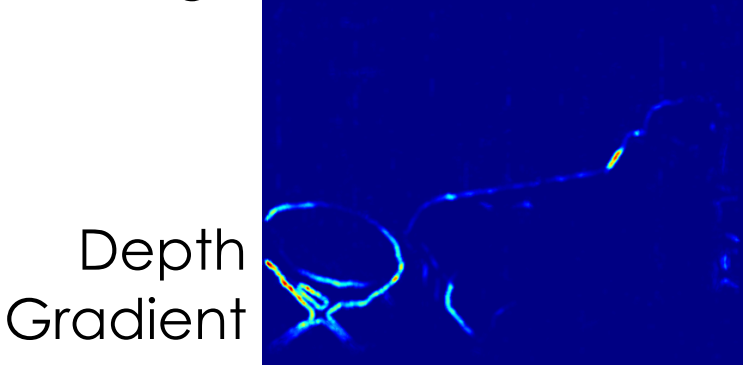

Add,
Non-Max
Suppression

Bottom-Up Segmentation


Adapt the gPb-ucm machinery from Arbeláez et al. from RGB to RGB-D images



Input RGB Image

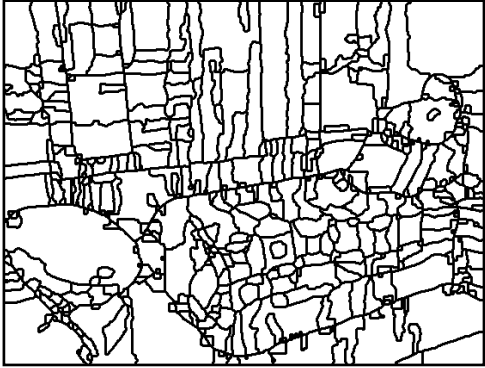


Multi-scale Local Gradients



Input Depth Image


Add,
Non-Max
Suppression




Contour Locations

Bottom-Up Segmentation


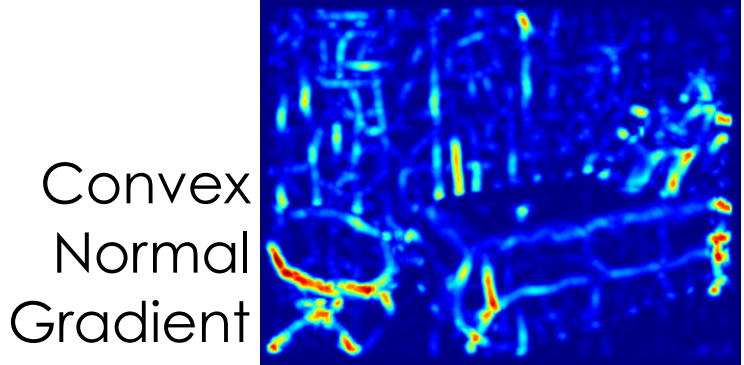
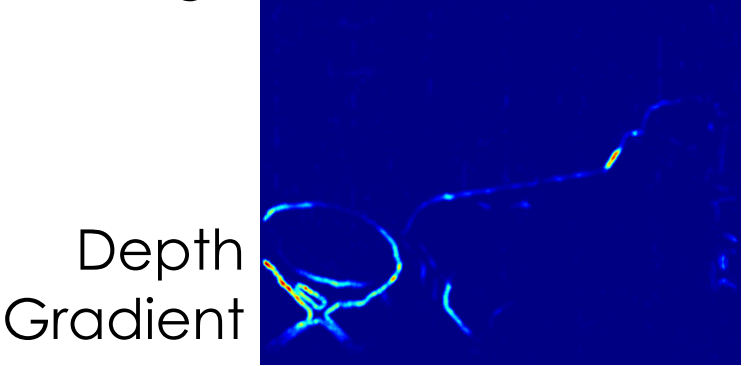

Adapt the gPb-ucm machinery from Arbeláez et al. from RGB to RGB-D images



Input RGB Image




Input Depth Image



Multi-scale Local Gradients

Add, Non-Max Suppression


non-linear Classifier + Globalization




Contour Locations

Bottom-Up Segmentation


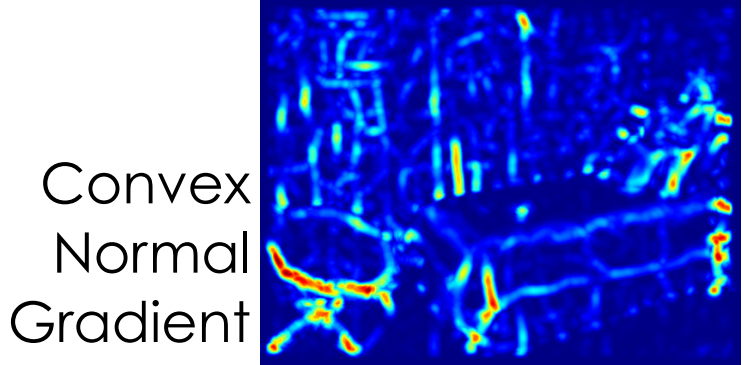
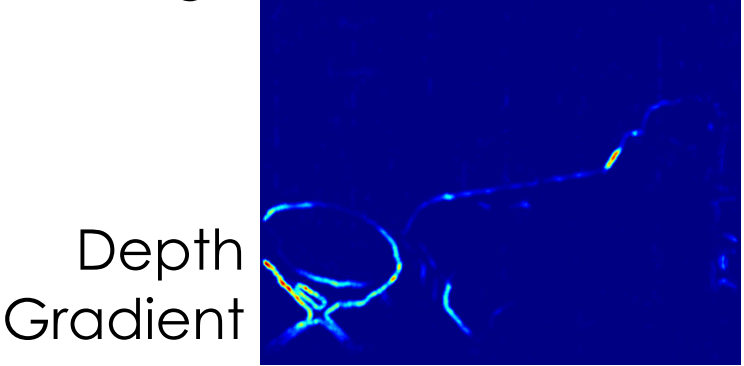

Adapt the gPb-ucm machinery from Arbeláez et al. from RGB to RGB-D images




Input RGB Image



Input Depth Image



Add, Non-Max Suppression



Contour Locations


non-linear Classifier + Globalization




Contour Strengths

Bottom-Up Segmentation


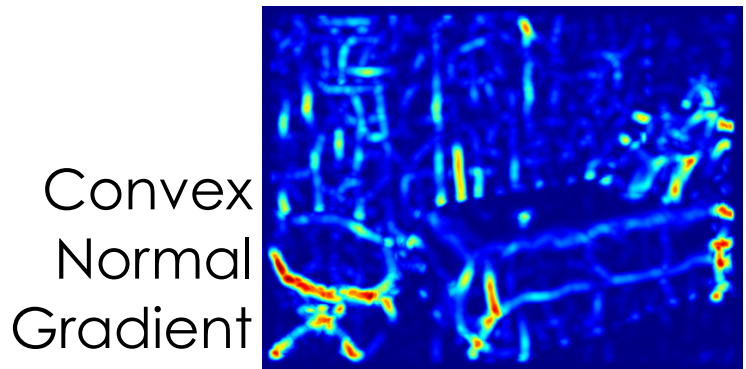
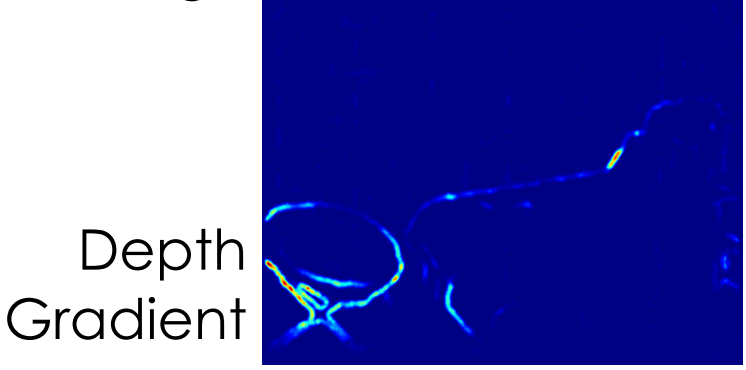

Adapt the gPb-ucm machinery from Arbeláez et al. from RGB to RGB-D images



Input RGB Image

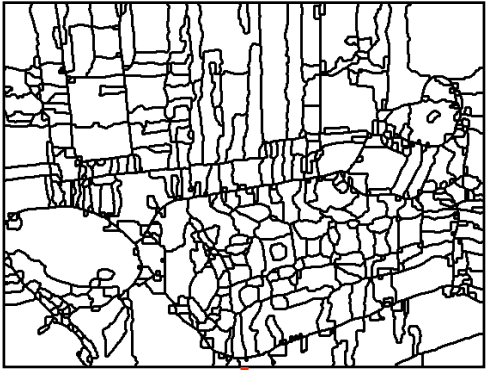


Input Depth Image



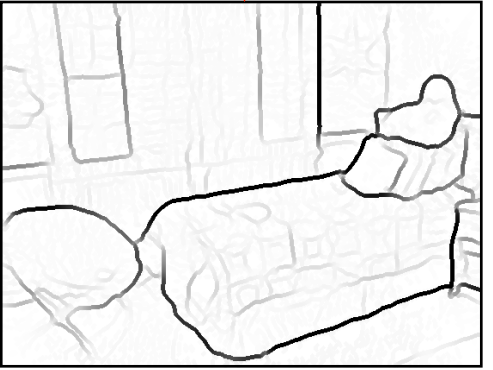
Multi-scale Local Gradients

Add, Non-Max Suppression



Contour Locations

non-linear Classifier + Globalization




Contour Strengths


Ultra -Metric Contours Map

Bottom-Up Segmentation


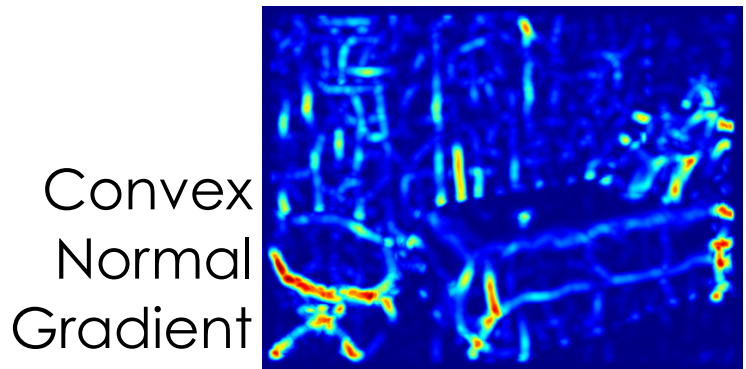
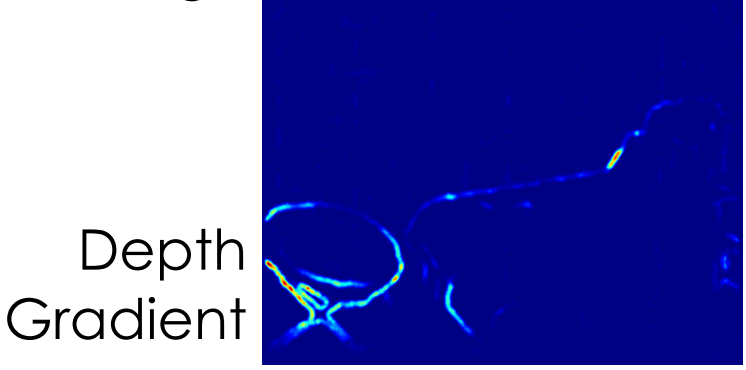

Adapt the gPb-ucm machinery from Arbeláez et al. from RGB to RGB-D images



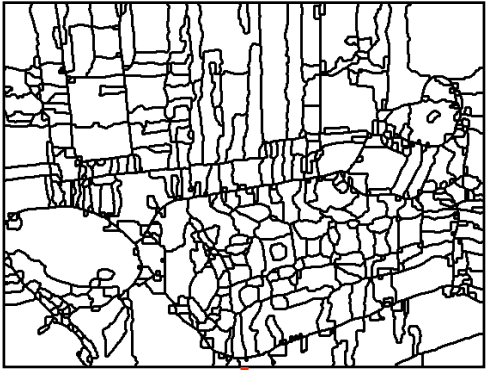
Input RGB Image



Input Depth Image

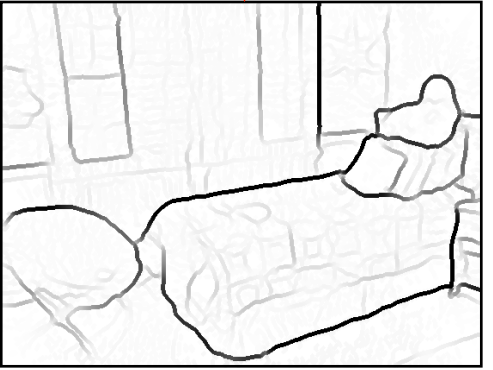


Add, Non-Max Suppression



Contour Locations

non-linear Classifier + Globalization



Contour Strengths

Ultra -Metric Contours Map



Closed Contours/
Regions


Results



RGB



gPb-UCM(RGB)




D

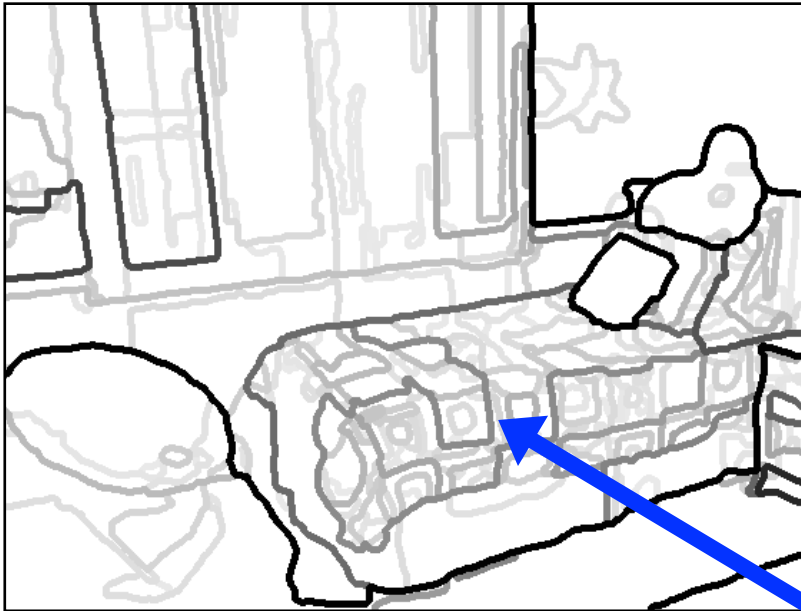


This Work (RGB-D)

Results




RGB

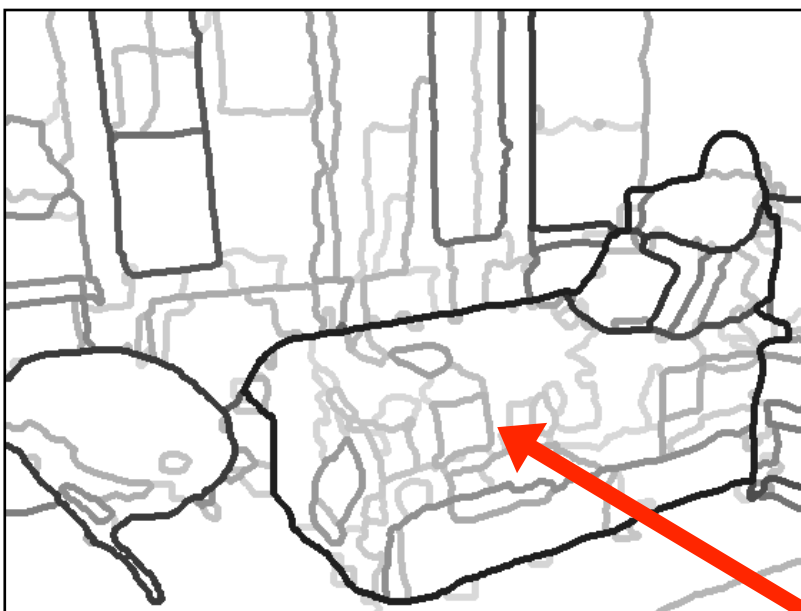


gPb-UCM(RGB)

Less distracted by albedo




D



This Work (RGB-D)

Results




RGB



gPb-UCM(RGB)

Less distracted by albedo

Higher Recall



D

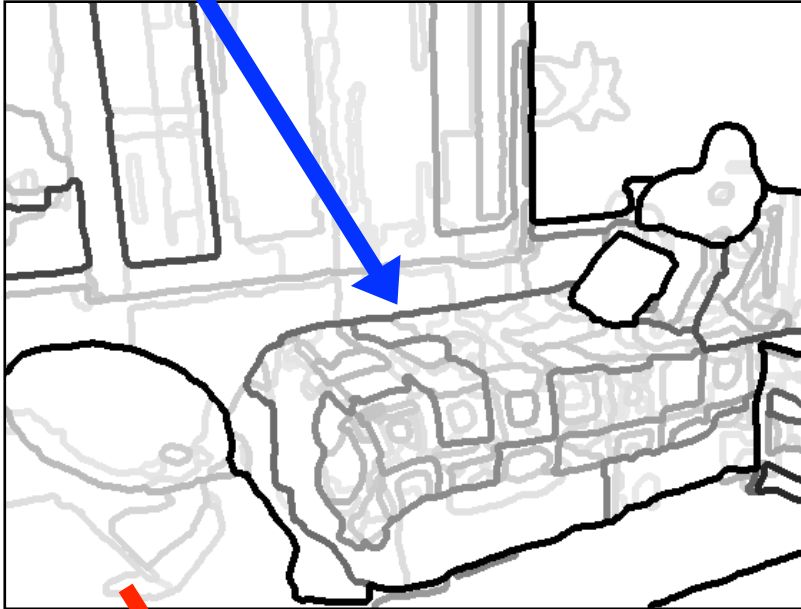


This Work (RGB-D)

Results




RGB



gPb-UCM(RGB)

Less distracted by albedo

Higher Recall



D



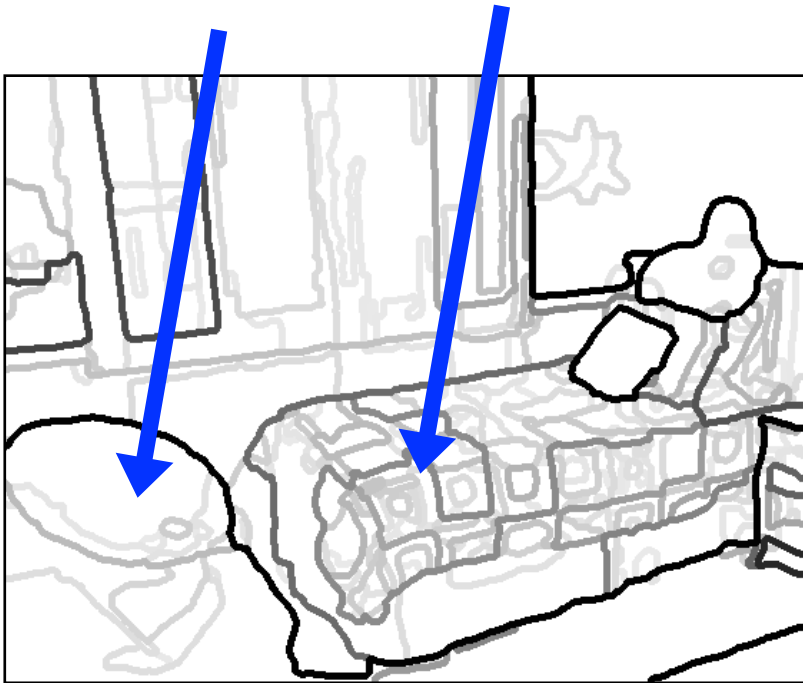
This Work (RGB-D)

Higher Precision

Results




RGB



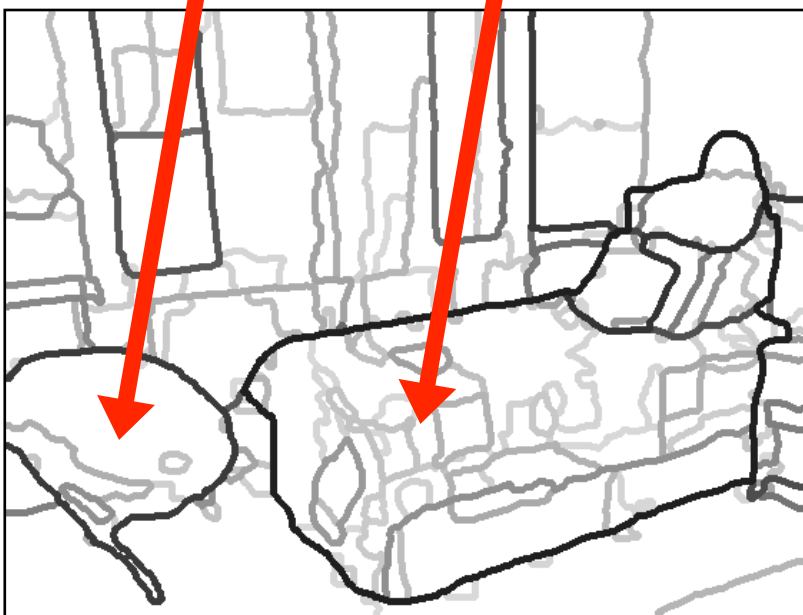
gPb-UCM(RGB)

Less distracted by albedo

Higher Recall



D



This Work (RGB-D)

Higher Precision

More Complete Objects

Results




RGB



gPb-UCM(RGB)

Less distracted by albedo

Higher Recall



D




This Work (RGB-D)

Higher Precision


More Complete Objects

Results

RGB



Depth



gPb-ucm
(RGB)




This Work
(RGB-D)




Results


RGB




Depth



gPb-ucm
(RGB)



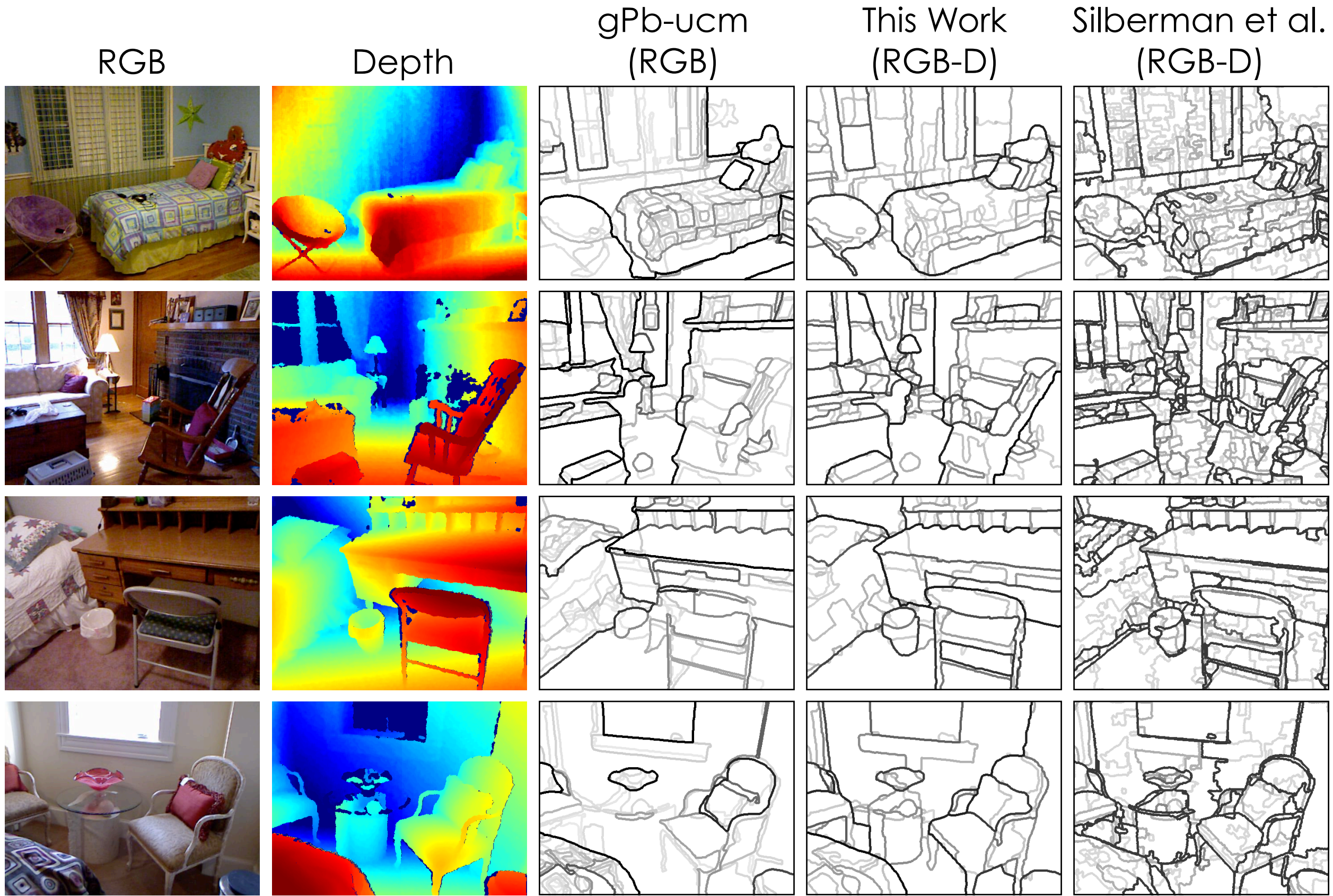
This Work
(RGB-D)



Silberman et al.
(RGB-D)



Results



Bottom Up Segmentation

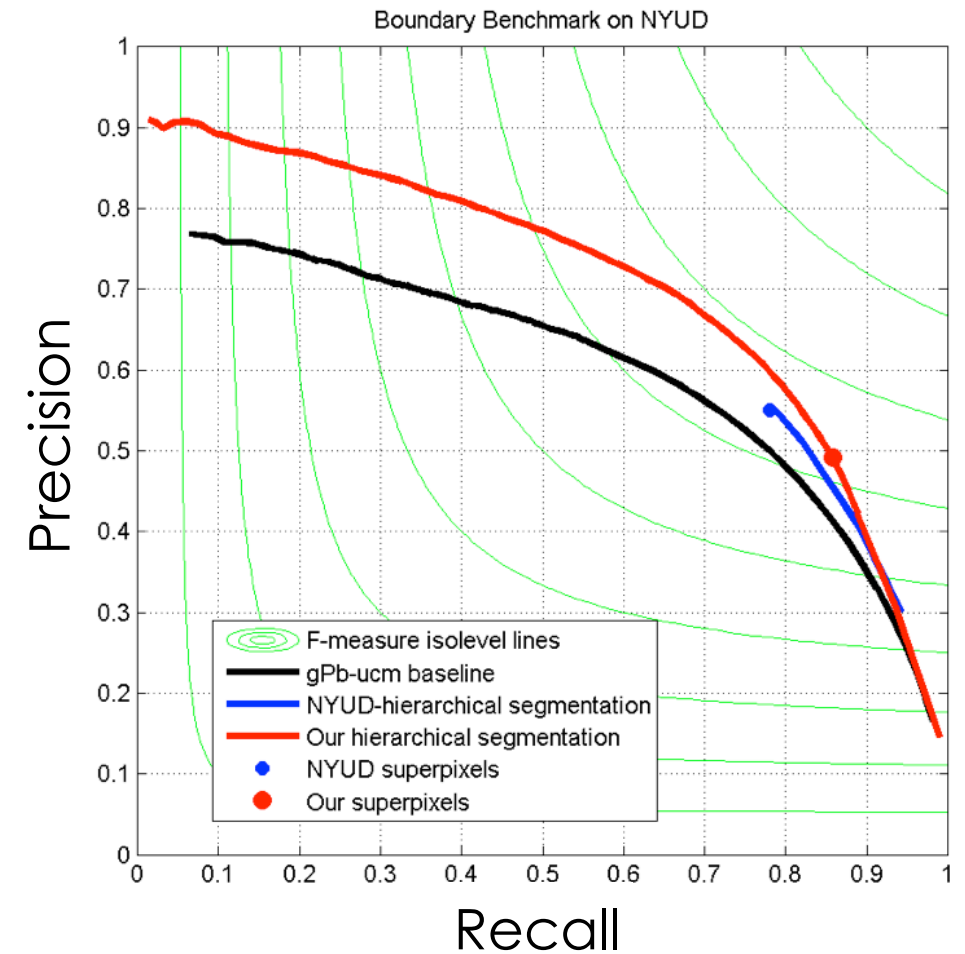
Performance

Bottom Up Segmentation

Performance

Contours

		ODS	OIS	AP
Arbeláez et al.	RGB	0.62	0.65	0.55
Silberman et al.	RGB-D	0.65	0.65	-
This Work	RGB-D	0.69	0.71	0.70



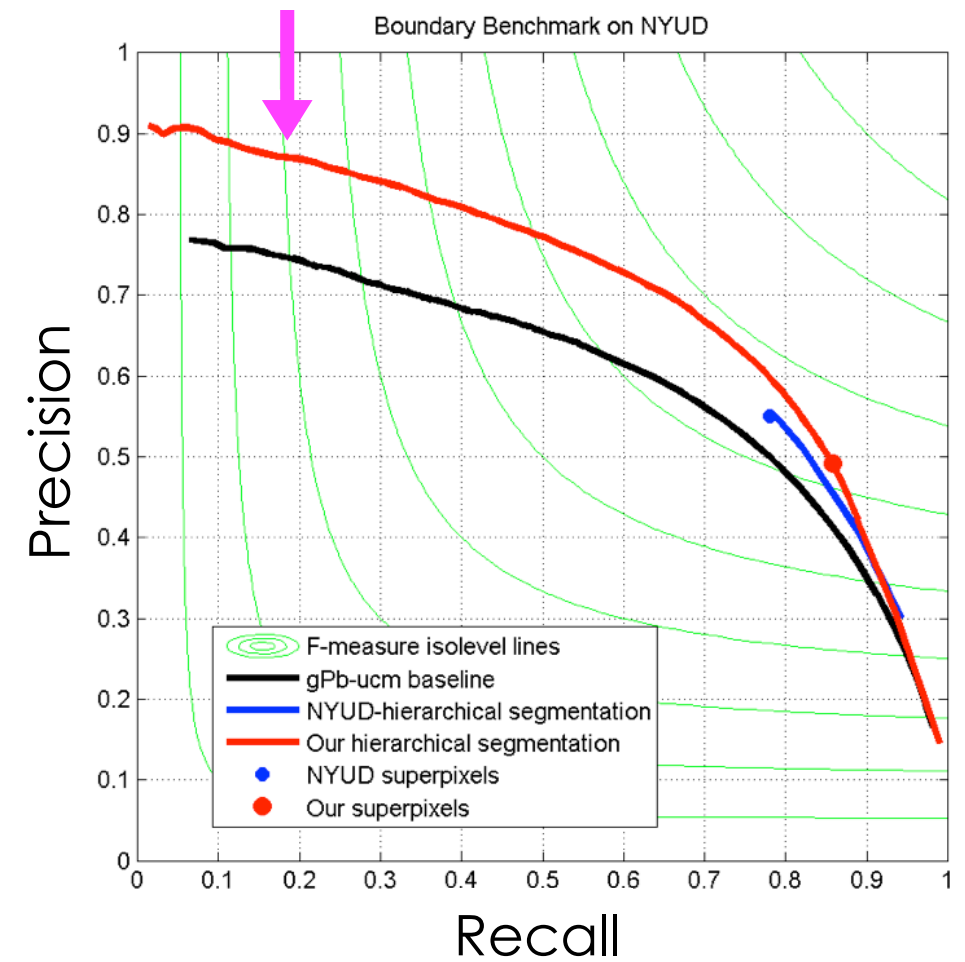
Precision Recall Curve on Contours

Bottom Up Segmentation

Performance

Contours

		ODS	OIS	AP
Arbeláez et al.	RGB	0.62	0.65	0.55
Silberman et al.	RGB-D	0.65	0.65	-
This Work	RGB-D	0.69	0.71	0.70



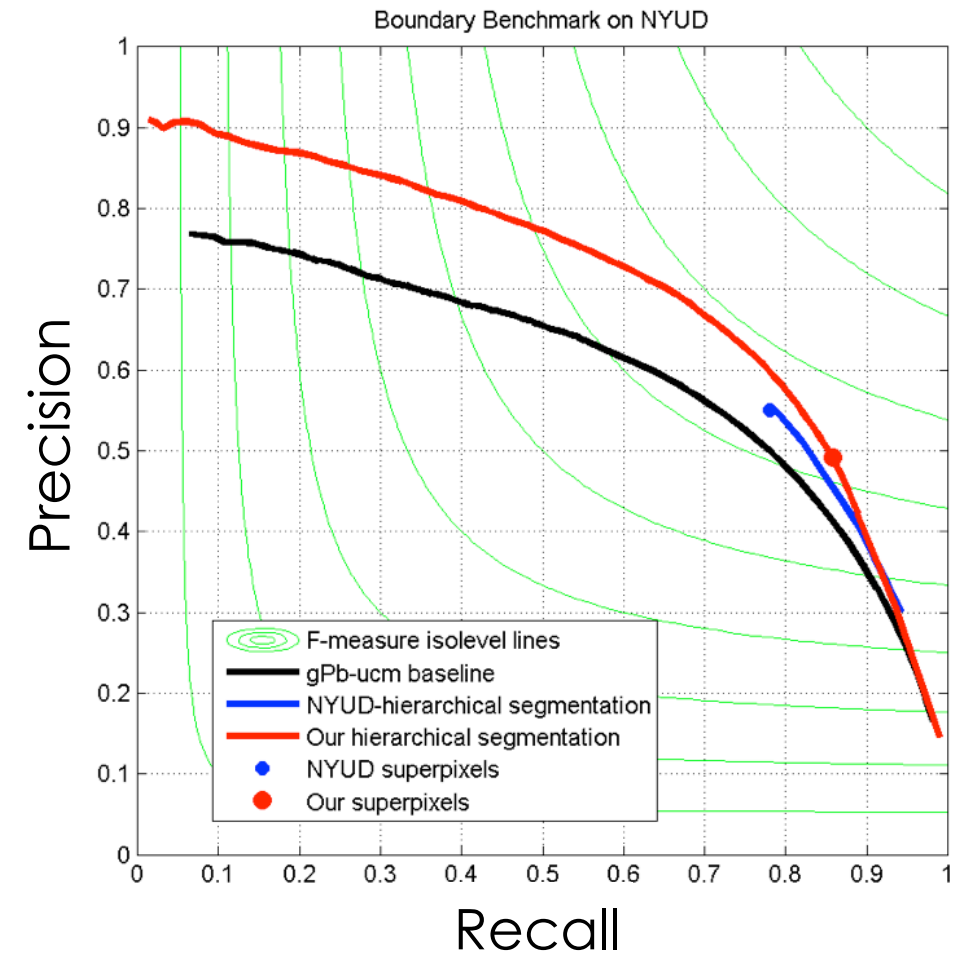
Precision Recall Curve on Contours

Bottom Up Segmentation

Performance

Contours

		ODS	OIS	AP
Arbeláez et al.	RGB	0.62	0.65	0.55
Silberman et al.	RGB-D	0.65	0.65	-
This Work	RGB-D	0.69	0.71	0.70



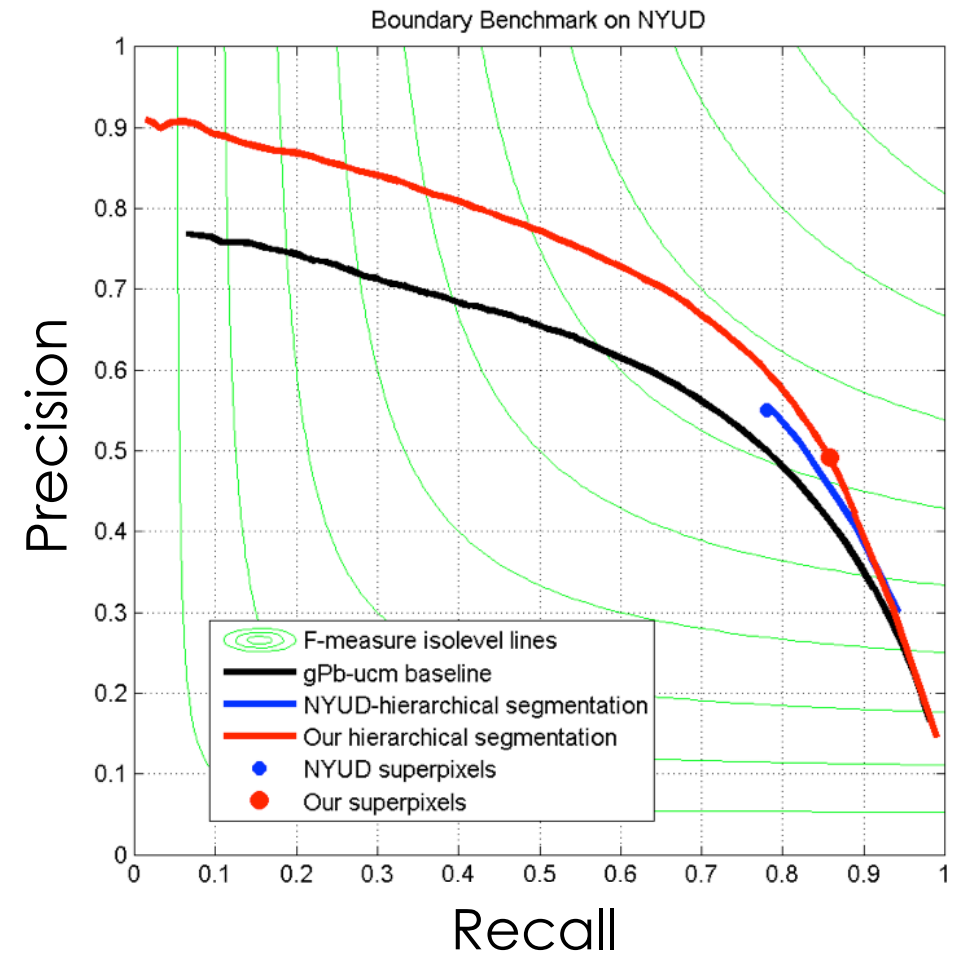
Precision Recall Curve on Contours

Bottom Up Segmentation

Performance

Contours

		ODS	OIS	AP
Arbeláez et al.	RGB	0.62	0.65	0.55
Silberman et al.	RGB-D	0.65	0.65	-
This Work	RGB-D	0.69	0.71	0.70



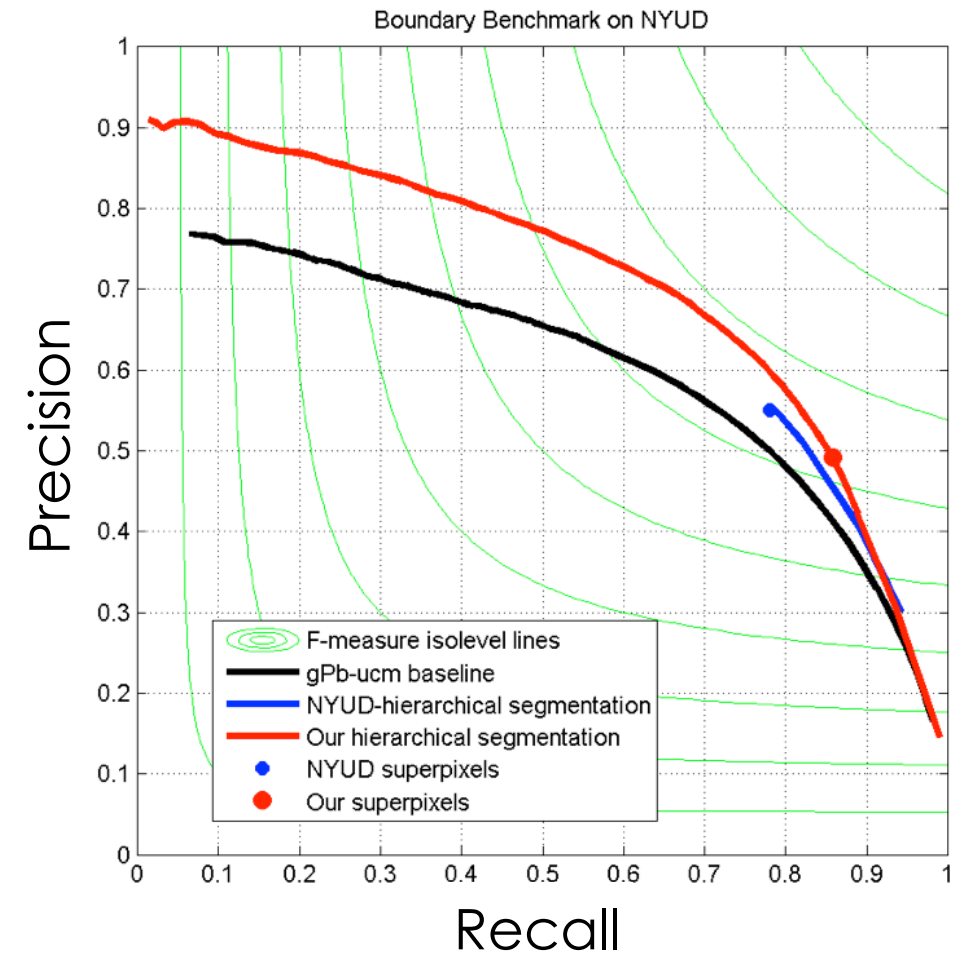
Precision Recall Curve on Contours

Bottom Up Segmentation

Performance

Contours

		ODS	OIS	AP
Arbeláez et al.	RGB	0.62	0.65	0.55
Silberman et al.	RGB-D	0.65	0.65	-
This Work	RGB-D	0.69	0.71	0.70



Precision Recall Curve on Contours

Bottom Up Segmentation

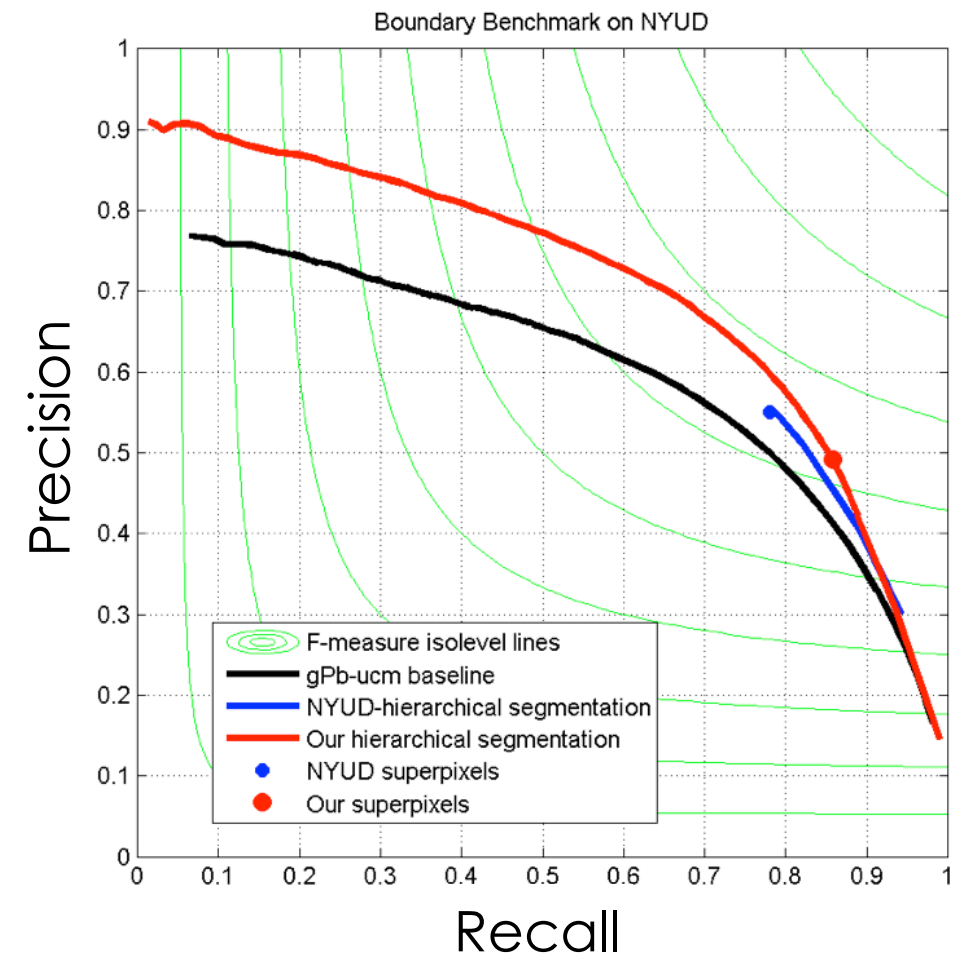
Performance

Contours

		ODS	OIS	AP
Arbeláez et al.	RGB	0.62	0.65	0.55
Silberman et al.	RGB-D	0.65	0.65	-
This Work	RGB-D	0.69	0.71	0.70

Regions

		ODS	OIS	bestC
Arbeláez et al.	RGB	0.55	0.60	0.69
Silberman et al.	RGB-D	0.61	0.61	0.63
This Work	RGB-D	0.62	0.67	0.75



Precision Recall Curve on Contours

Bottom Up Segmentation

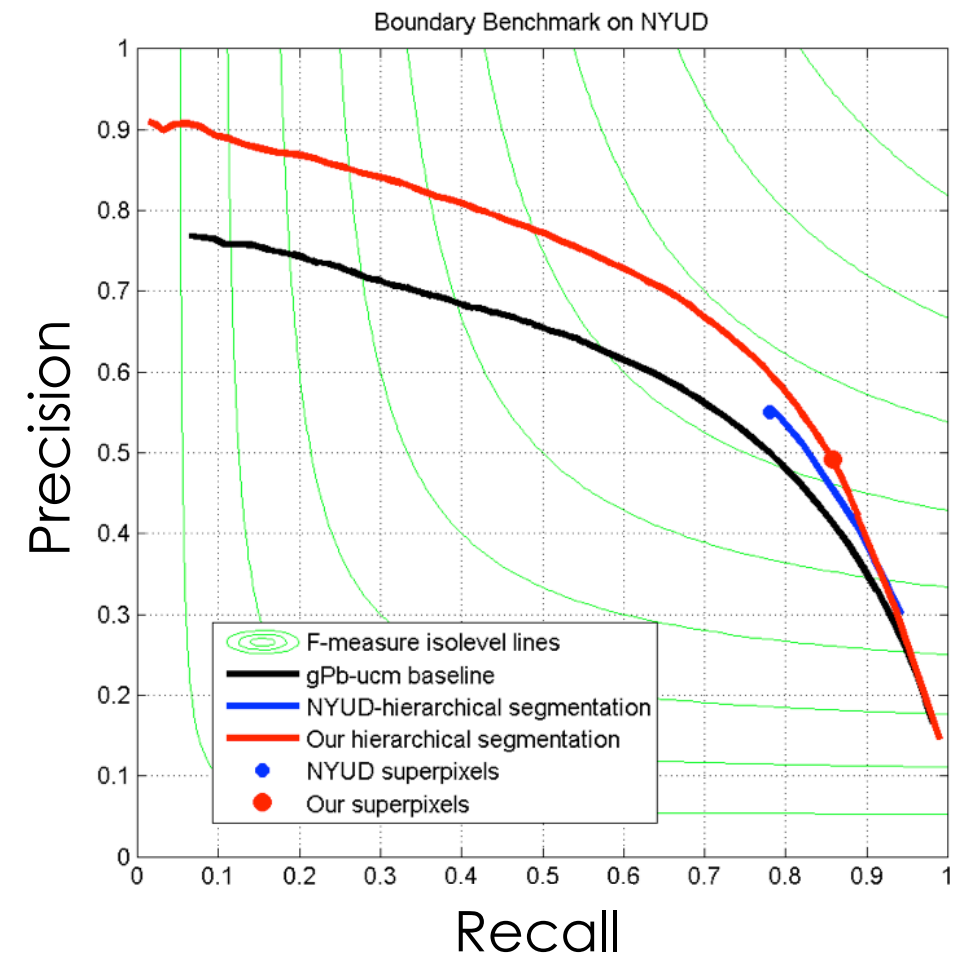
Performance

Contours

		ODS	OIS	AP
Arbeláez et al.	RGB	0.62	0.65	0.55
Silberman et al.	RGB-D	0.65	0.65	-
This Work	RGB-D	0.69	0.71	0.70

Regions

		ODS	OIS	bestC
Arbeláez et al.	RGB	0.55	0.60	0.69
Silberman et al.	RGB-D	0.61	0.61	0.63
This Work	RGB-D	0.62	0.67	0.75



Precision Recall Curve on Contours

Arbeláez et al., PAMI 2011, Contour Detection and Hierarchical Image Segmentation.

Silberman et al., ECCV12, Indoor segmentation and support inference from RGBD images.

Bottom Up Segmentation

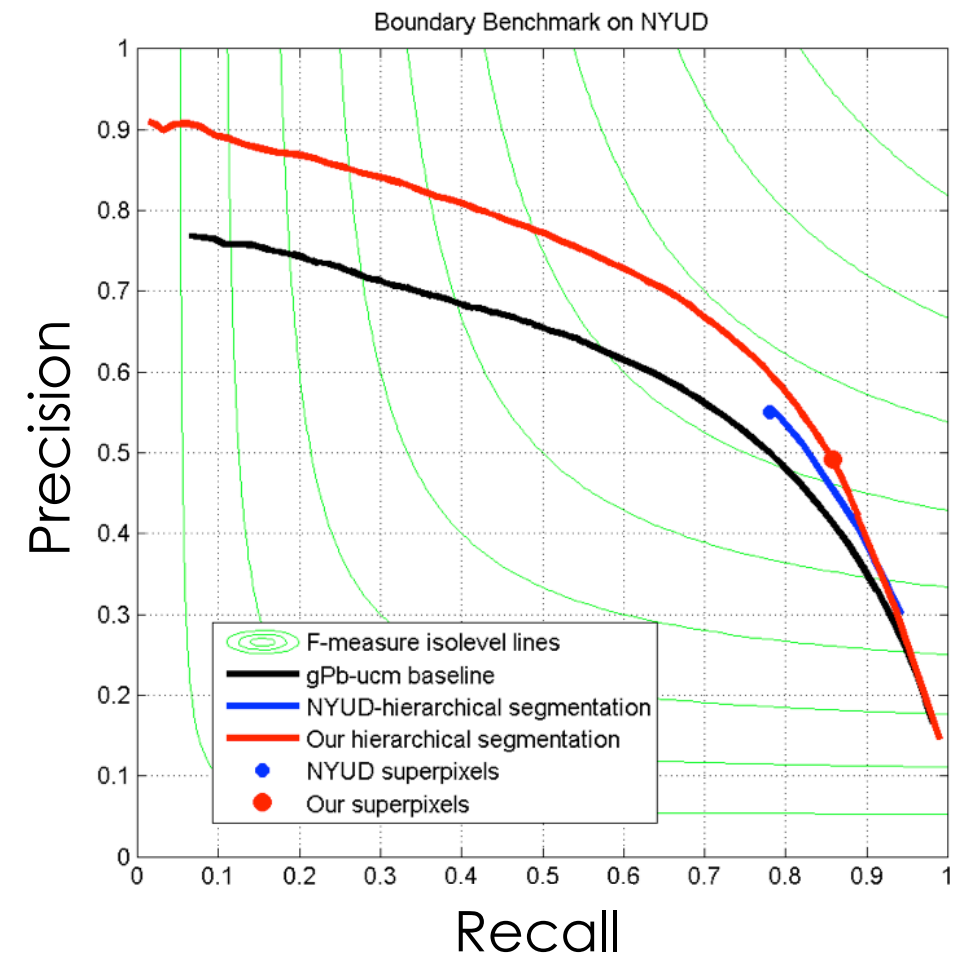
Performance

Contours

		ODS	OIS	AP
Arbeláez et al.	RGB	0.62	0.65	0.55
Silberman et al.	RGB-D	0.65	0.65	-
This Work	RGB-D	0.69	0.71	0.70

Regions

		ODS	OIS	bestC
Arbeláez et al.	RGB	0.55	0.60	0.69
Silberman et al.	RGB-D	0.61	0.61	0.63
This Work	RGB-D	0.62	0.67	0.75




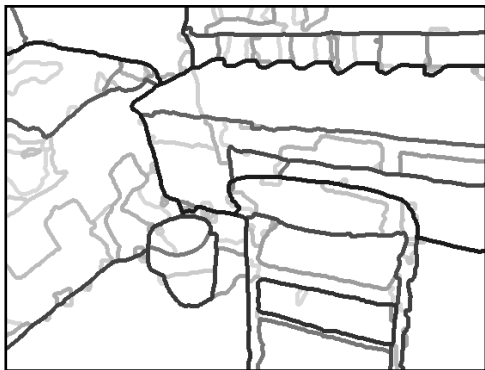





Precision Recall Curve on Contours

Results

RGB

Depth

Contours




Results

RGB

Depth

Contours

Contour Labels



Results




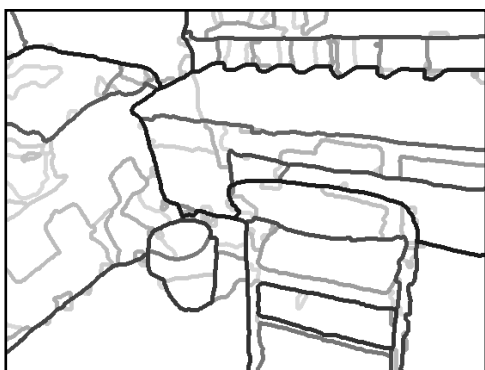







RGB

Depth

Contours

Contour Labels

Depth Discontinuities (Red)







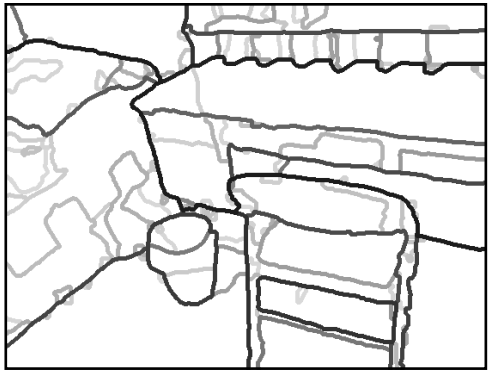





Results

RGB

Depth

Contours

Contour Labels



Depth Discontinuities (Red)




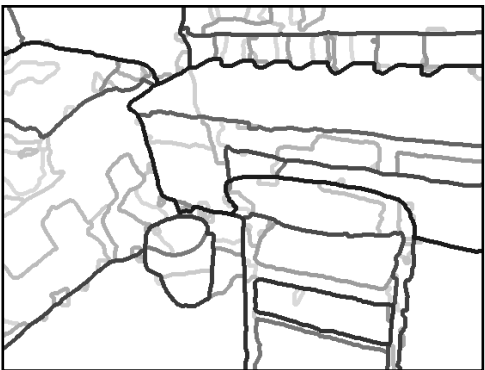



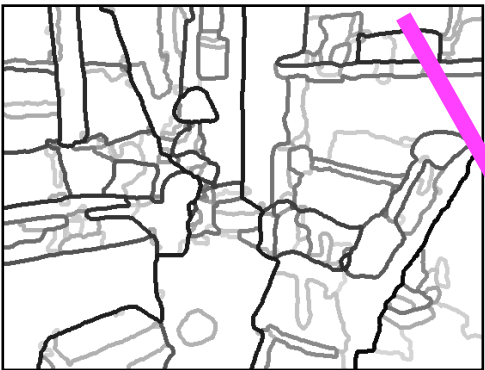




Results

RGB

Depth

Contours

Contour Labels



Depth
Discontinuities
(Red)

Convex
Normal
Discontinuities
(Blue)




Results

RGB


Depth

Contours




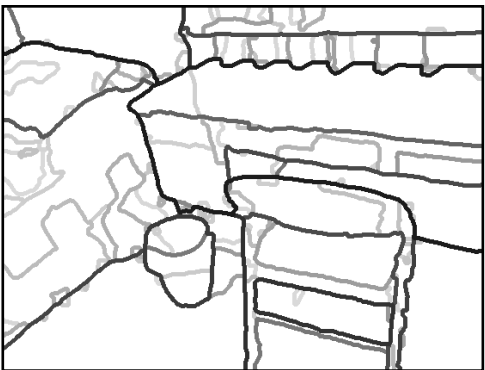


Contour Labels



Depth
Discontinuities
(Red)



Convex
Normal
Discontinuities
(Blue)






Results

RGB



Depth

Contours


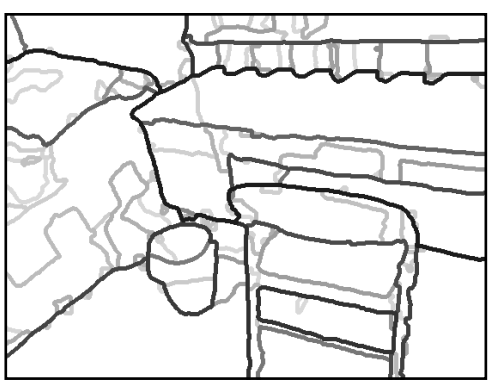
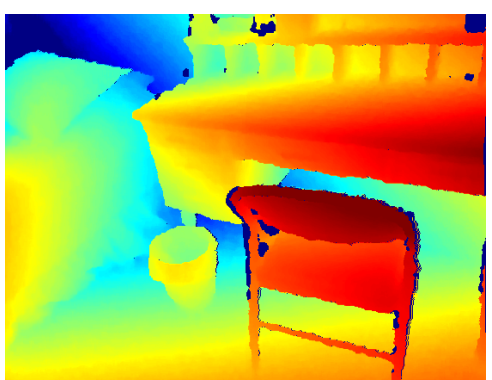

Contour Labels






Depth Discontinuities (Red)



Convex Normal Discontinuities (Blue)



Concave Normal Discontinuities (Green)







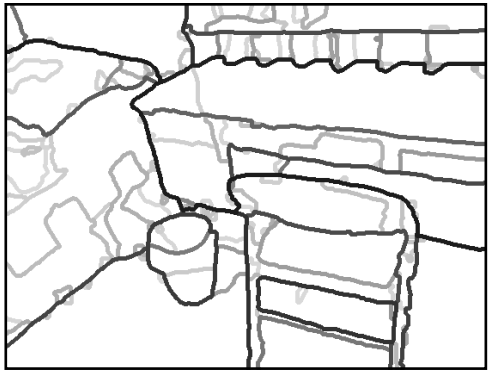





Results

RGB

Depth

Contours

Contour Labels



Depth
Discontinuities
(Red)

Convex
Normal
Discontinuities
(Blue)

Concave
Normal
Discontinuities
(Green)


Amodal Completion

Completing contiguous surfaces behind occluders



Amodal Completion

Completing contiguous surfaces behind occluders



Wall

Amodal Completion

Completing contiguous surfaces behind occluders



Amodal Completion

Completing contiguous surfaces behind occluders



Floor

Amodal Completion

Completing contiguous surfaces behind occluders



Amodal Completion

Completing contiguous surfaces behind occluders




Amodal Completion

Completing contiguous surfaces behind occluders



Amodal Completion

Completing contiguous surfaces behind occluders




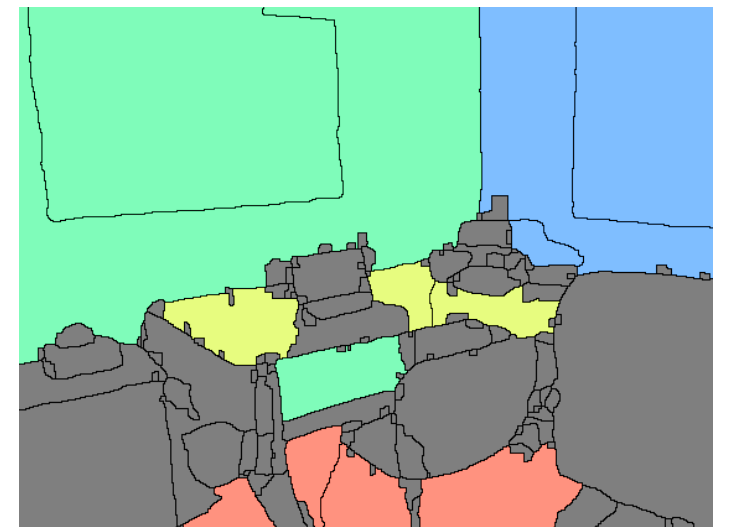

Amodal Completion

Completing contiguous surfaces behind occluders



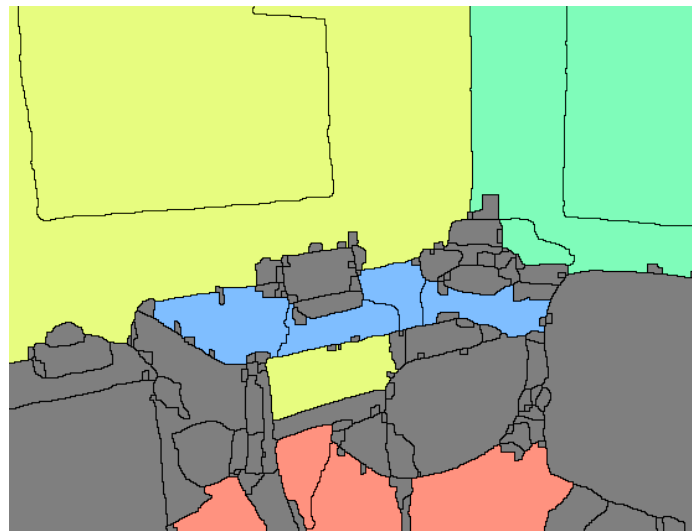

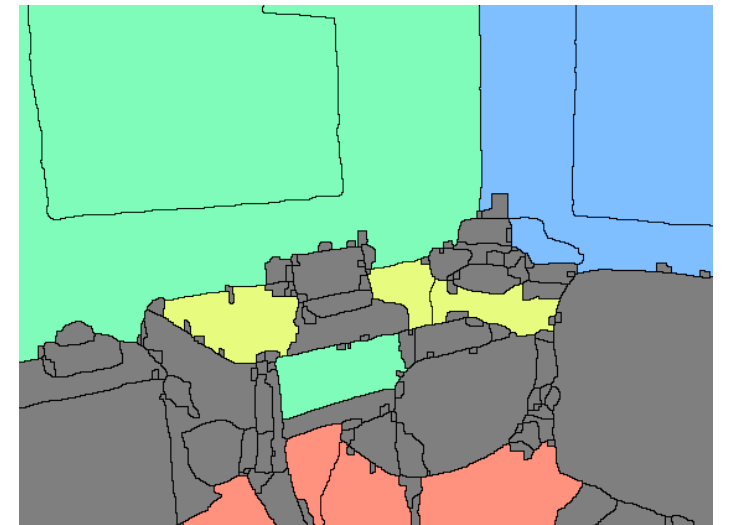

Amodal Completion

Completing contiguous surfaces behind occluders



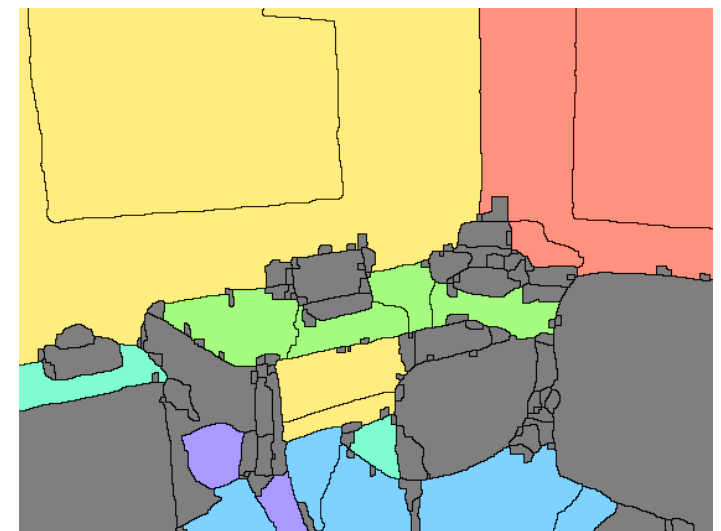
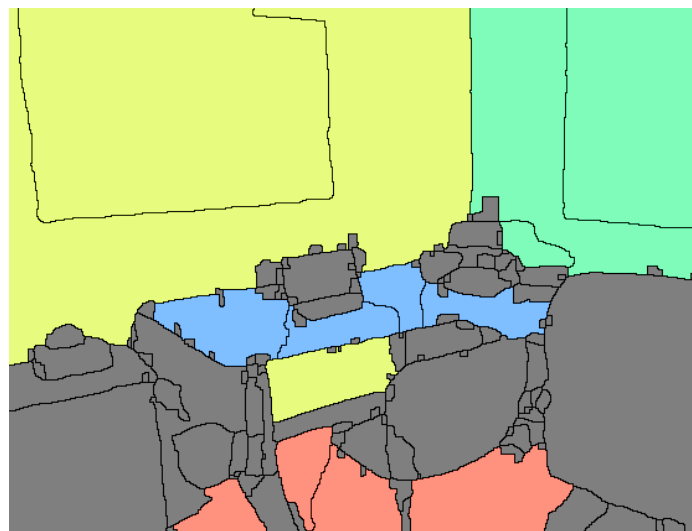


Amodal Completion

Completing contiguous surfaces behind occluders



Amodal Completion

Completing contiguous surfaces behind occluders










Results

Image

Completions

Image

Completions



Specially useful for floors and tables which are often interrupted by occluders

Results





Image

Completions

Image

Completions



Specially useful for floors and tables which are often interrupted by occluders

Results


Image



Completions



Image



Completions



Specially useful for floors and tables which are often interrupted by occluders











Results

Image

Completions

Image

Completions



Specially useful for floors and tables which are often interrupted by occluders

Results


Image




Completions



Image



Completions



Specially useful for floors and tables which are often interrupted by occluders

Results


Image




Completions



Image



Completions



Specially useful for floors and tables which are often interrupted by occluders

Results


Image



Completions



Image



Completions




Specially useful for floors and tables which are often interrupted by occluders

Semantic Segmentation with RGB-D

Input

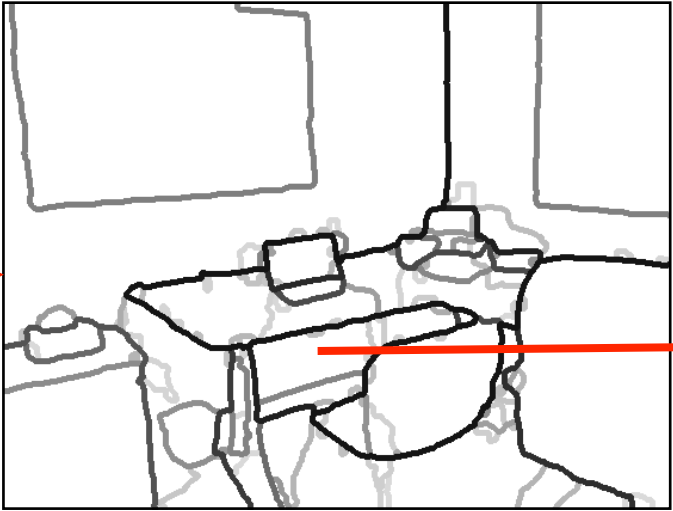


RGB



Depth

Reorganization

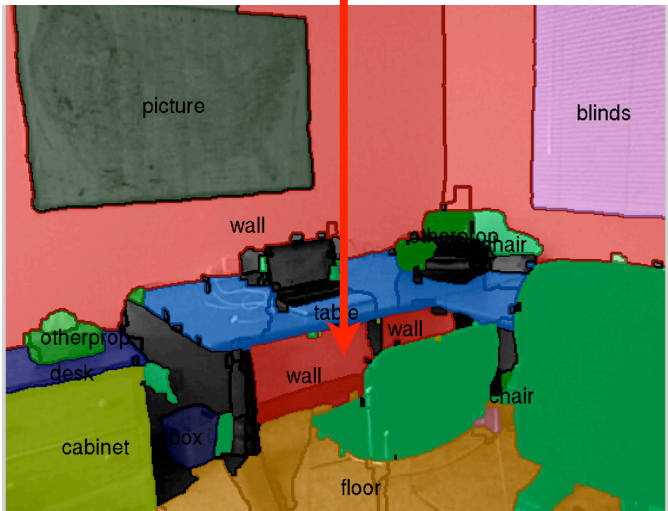


Bottom-Up Segmentation



Amodal Completion

Semantic Segmentation



Dense Pixel Labeling

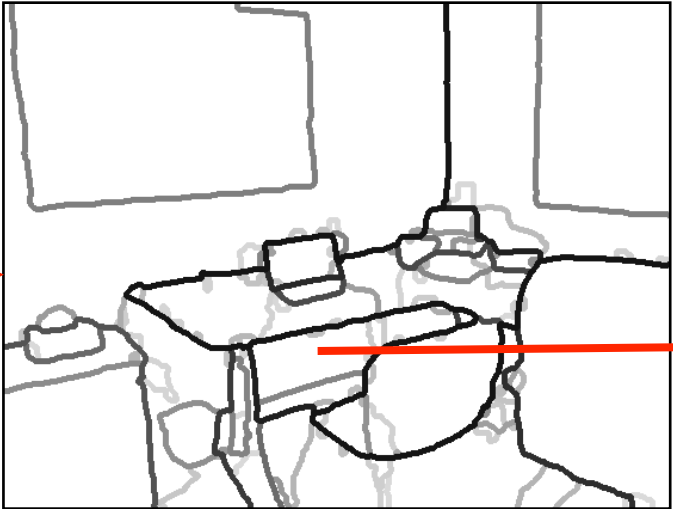
Semantic Segmentation with RGB-D

Input



RGB

Reorganization

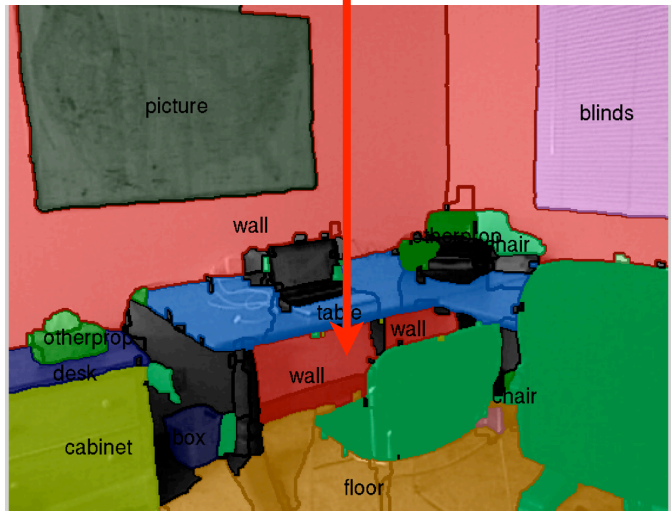


Bottom-Up Segmentation




Amodal Completion

Semantic Segmentation



Dense Pixel Labeling



Depth

Semantic Segmentation

Task

Semantic Segmentation

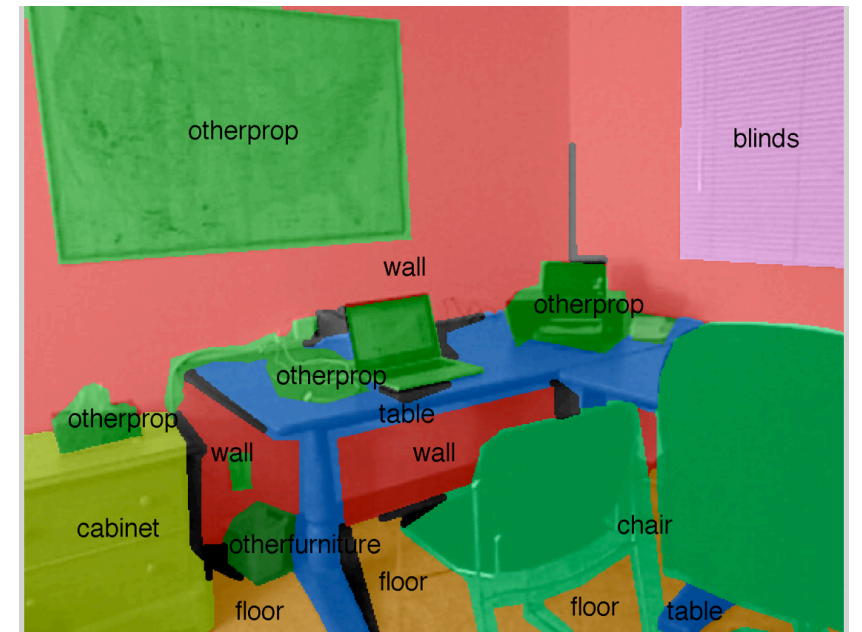
Task

40 Class Task

Scene Surfaces - Floors, walls, ceiling, windows, doors, ...

Furniture - Beds, chairs, sofa, table, desks, ...

Objects - Pillow, books, towel, box, ...



Ground Truth 40 Class

Semantic Segmentation

Task

40 Class Task

Scene Surfaces - Floors, walls, ceiling, windows, doors, ...

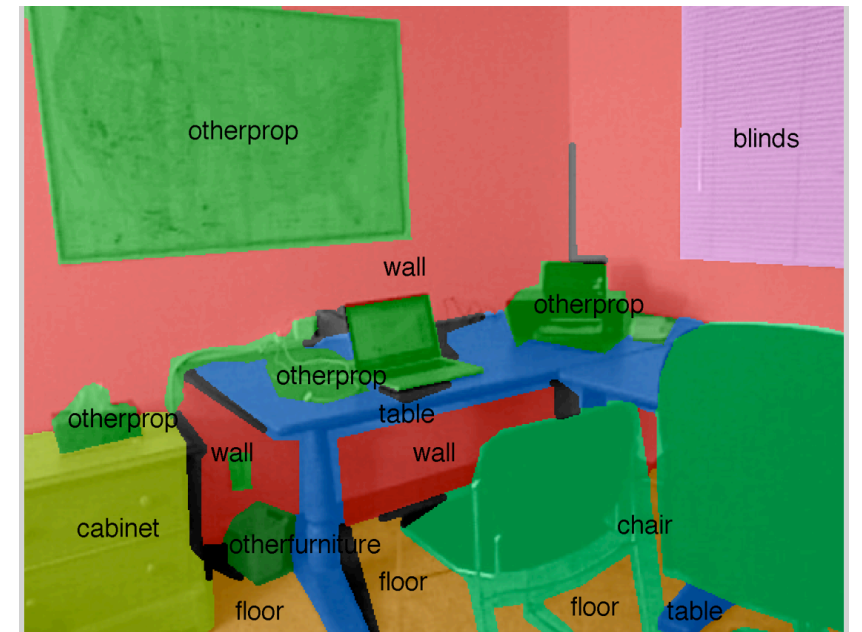
Furniture - Beds, chairs, sofa, table, desks, ...

Objects - Pillow, books, towel, box, ...

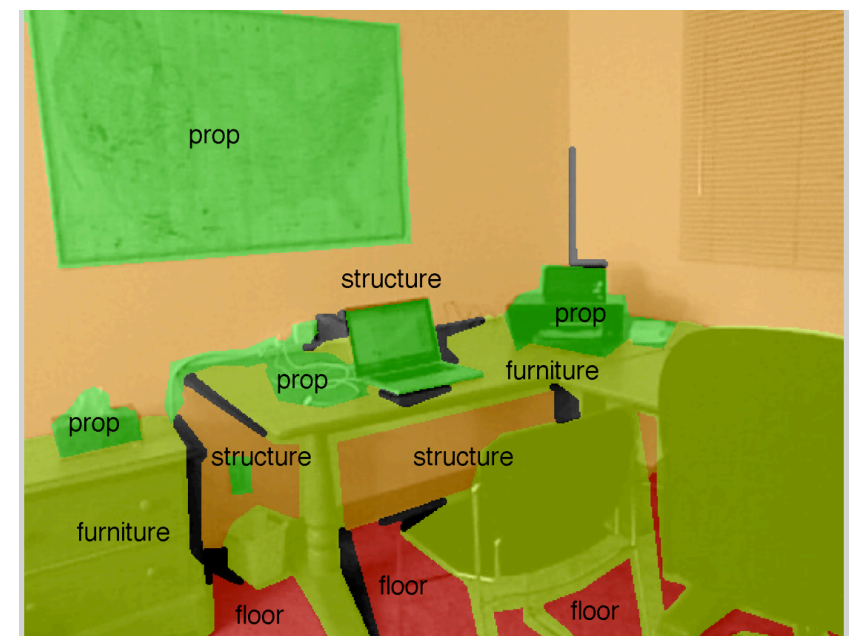
Original 4 Class Task

(as introduced by Silberman et al. ECCV 12)

Floor, Structure, Furniture and Objects



Ground Truth 40 Class




Ground Truth 4 Class

Semantic Segmentation




Superpixels




Amodal Completion

Semantic Segmentation




Superpixels




Amodal Completion

Semantic Segmentation




Superpixels




Amodal Completion



Semantic Segmentation




Superpixels




Amodal Completion



Semantic Segmentation



Superpixels




Amodal Completion




Classifier

Semantic Segmentation



Superpixels



Amodal Completion




Classifier


SVM

Random Forests


Semantic Segmentation



Superpixels



Amodal Completion



Classifier

SVM
Random Forests

category	prob
wall	0.90
cabinet	0.05
window	0.05
chair	0.0
table	0.0
-	-
-	-

Semantic Segmentation

Features

Semantic Segmentation

Features

- Appearance - SIFT on CIE-LAB, oriented edge energy
- Geometry - Absolute size, height above ground and angle with gravity ...

Semantic Segmentation

Features

- Appearance - SIFT on CIE-LAB, oriented edge energy
- Geometry - Absolute size, height above ground and angle with gravity ...



Semantic Segmentation

Features

- Appearance - SIFT on CIE-LAB, oriented edge energy
- Geometry - Absolute size, height above ground and angle with gravity ...



Semantic Segmentation

Features

- Appearance - SIFT on CIE-LAB, oriented edge energy
- Geometry - Absolute size, height above ground and angle with gravity ...




Semantic Segmentation

Features


- Appearance - SIFT on CIE-LAB, oriented edge energy
- Geometry - Absolute size, height above ground and angle with gravity ...



Height above Ground



Angle with Gravity




Joint Histogram to give **Geocentric Textons**

Semantic Segmentation

Features

Semantic Segmentation


Features



Semantic Segmentation

Features

Generic Features




Semantic Segmentation

Features

Generic Features

Category Specific Features



Semantic Segmentation


Features

- Geocentric Pose
 - Orientation Features
 - Height above ground
- Size Features
 - Spatial extent
 - Surface Area
 - Is clipped/occluded

- Shape Features
 - Planarity
 - Strength of local geometric gradients

Generic Features

Category Specific Features




Semantic Segmentation

Features

- • Geocentric Pose
 - Orientation Features
 - Height above ground
- Size Features
 - Spatial extent
 - Surface Area
 - Is clipped/occluded
- Shape Features
 - Planarity
 - Strength of local geometric gradients

Generic Features

Category Specific Features



Semantic Segmentation


Features

- Geocentric Pose
 - Orientation Features
 - Height above ground
- Size Features
 - Spatial extent
 - Surface Area
 - Is clipped/occluded

- Shape Features
 - Planarity
 - Strength of local geometric gradients

Generic Features

Category Specific Features



Semantic Segmentation

Features


- Geocentric Pose
 - Orientation Features
 - Height above ground
- Size Features
 - Spatial extent
 - Surface Area
 - Is clipped/occluded



Generic Features

- Shape Features
 - Planarity
 - Strength of local geometric gradients

Category Specific Features



Semantic Segmentation


Features

- Geocentric Pose
 - Orientation Features
 - Height above ground
- Size Features
 - Spatial extent
 - Surface Area
 - Is clipped/occluded

- Shape Features
 - Planarity
 - Strength of local geometric gradients

Generic Features

Category Specific Features



Semantic Segmentation

Features


- Geocentric Pose
 - Orientation Features
 - Height above ground
- Size Features
 - Spatial extent
 - Surface Area
 - Is clipped/occluded



- Shape Features
 - Planarity
 - Strength of local geometric gradients

Generic Features

Category Specific Features



Semantic Segmentation


Features

- Geocentric Pose
 - Orientation Features
 - Height above ground
- Size Features
 - Spatial extent
 - Surface Area
 - Is clipped/occluded

- Shape Features
 - Planarity
 - Strength of local geometric gradients

Generic Features

Category Specific Features



Semantic Segmentation

Features


- Geocentric Pose
 - Orientation Features
 - Height above ground
- Size Features
 - Spatial extent
 - Surface Area
 - Is clipped/occluded

- Shape Features
 - Planarity
 - Strength of local geometric gradients

Generic Features



Category Specific Features



Semantic Segmentation


Features

- Geocentric Pose
 - Orientation Features
 - Height above ground
- Size Features
 - Spatial extent
 - Surface Area
 - Is clipped/occluded

- Shape Features
 - Planarity
 - Strength of local geometric gradients

Generic Features

Category Specific Features



Semantic Segmentation


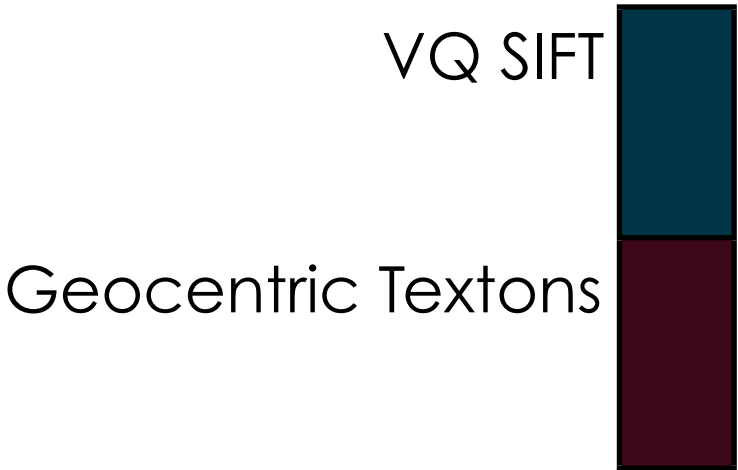
Features

- Geocentric Pose
 - Orientation Features
 - Height above ground
- Size Features
 - Spatial extent
 - Surface Area
 - Is clipped/occluded

- Shape Features
 - Planarity
 - Strength of local geometric gradients

Generic Features

Category Specific Features



Semantic Segmentation


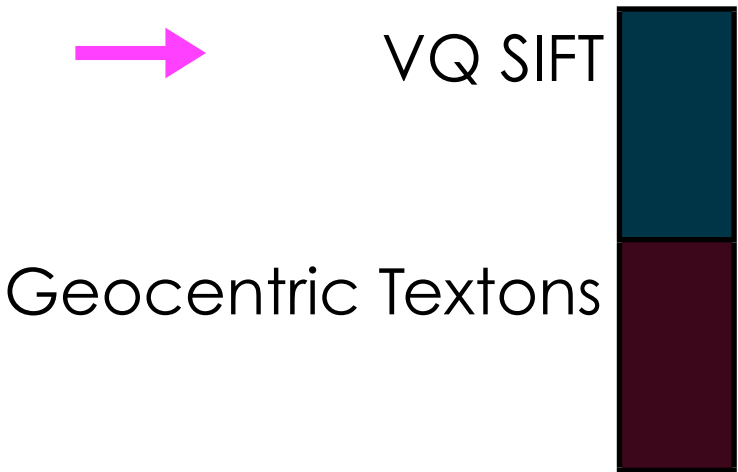
Features

- Geocentric Pose
 - Orientation Features
 - Height above ground
- Size Features
 - Spatial extent
 - Surface Area
 - Is clipped/occluded

- Shape Features
 - Planarity
 - Strength of local geometric gradients

Generic Features

Category Specific Features



Semantic Segmentation


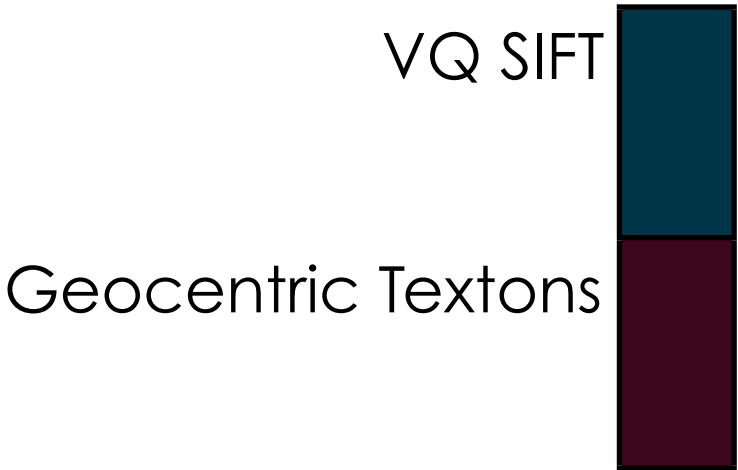
Features

- Geocentric Pose
 - Orientation Features
 - Height above ground
- Size Features
 - Spatial extent
 - Surface Area
 - Is clipped/occluded

- Shape Features
 - Planarity
 - Strength of local geometric gradients

Generic Features

Category Specific Features



Semantic Segmentation


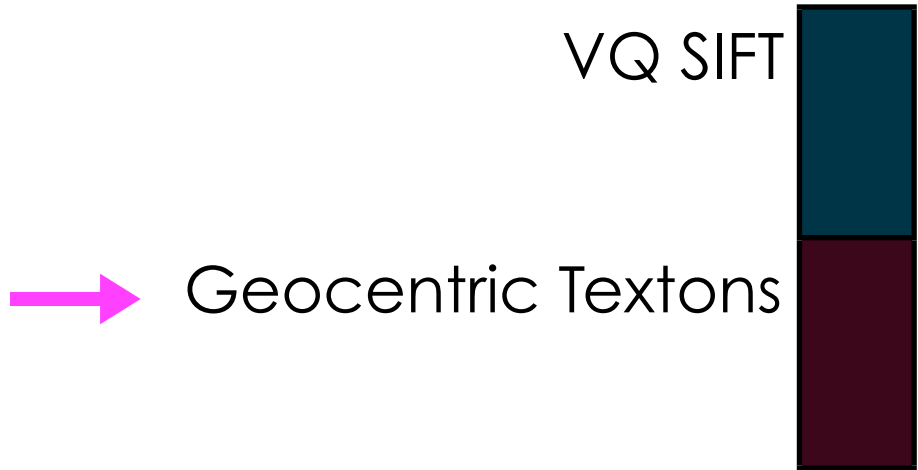
Features

- Geocentric Pose
 - Orientation Features
 - Height above ground
- Size Features
 - Spatial extent
 - Surface Area
 - Is clipped/occluded

- Shape Features
 - Planarity
 - Strength of local geometric gradients

Generic Features

Category Specific Features



Semantic Segmentation


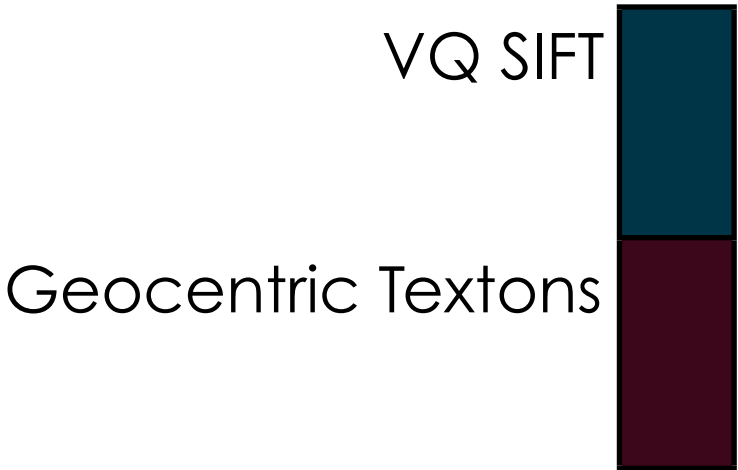
Features

- Geocentric Pose
 - Orientation Features
 - Height above ground
- Size Features
 - Spatial extent
 - Surface Area
 - Is clipped/occluded

- Shape Features
 - Planarity
 - Strength of local geometric gradients

Generic Features

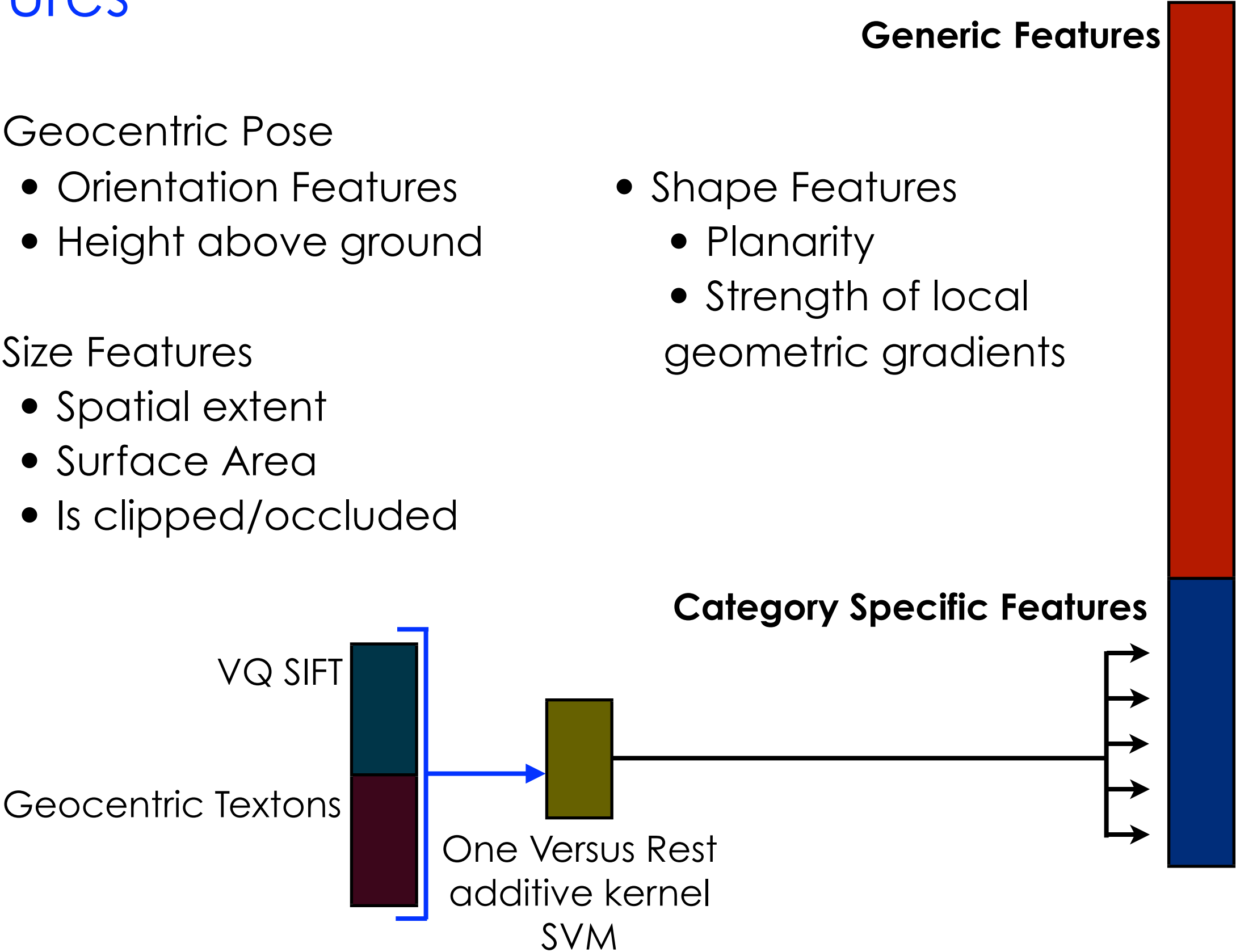
Category Specific Features



Semantic Segmentation

Features

- Geocentric Pose
 - Orientation Features
 - Height above ground
- Size Features
 - Spatial extent
 - Surface Area
 - Is clipped/occluded
- Shape Features
 - Planarity
 - Strength of local geometric gradients



Semantic Segmentation

Finding Gravity Direction

Semantic Segmentation

Finding Gravity Direction

Original point cloud may not be in a geocentric frame

Semantic Segmentation

Finding Gravity Direction

Original point cloud may not be in a geocentric frame


Current Gravity
Direction
Estimate

Semantic Segmentation

Finding Gravity Direction

Original point cloud may not be in a geocentric frame

Current Gravity
Direction
Estimate



Semantic Segmentation

Finding Gravity Direction

Original point cloud may not be in a geocentric frame

Current Gravity
Direction
Estimate




Current
Estimate of
horizontal and
vertical
surfaces

Semantic Segmentation

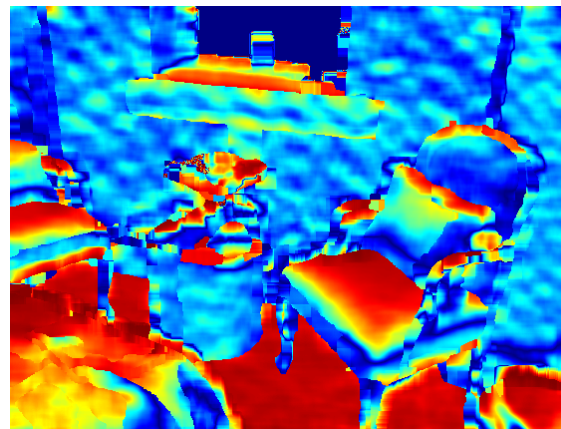
Finding Gravity Direction

Original point cloud may not be in a geocentric frame

Current Gravity
Direction
Estimate



Current
Estimate of
horizontal and
vertical
surfaces



Horizontal

Vertical

Semantic Segmentation

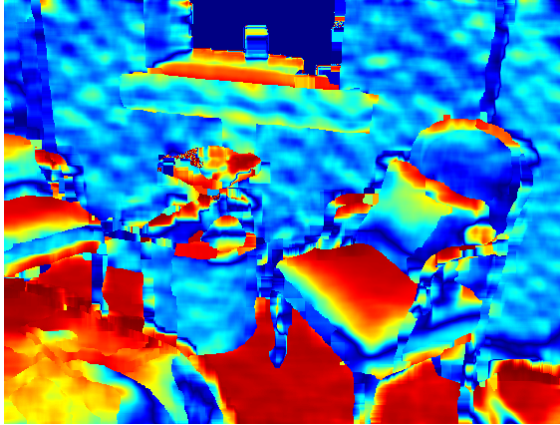
Finding Gravity Direction

Original point cloud may not be in a geocentric frame

Current Gravity
Direction
Estimate



Current
Estimate of
horizontal and
vertical
surfaces



Horizontal

Vertical

Semantic Segmentation

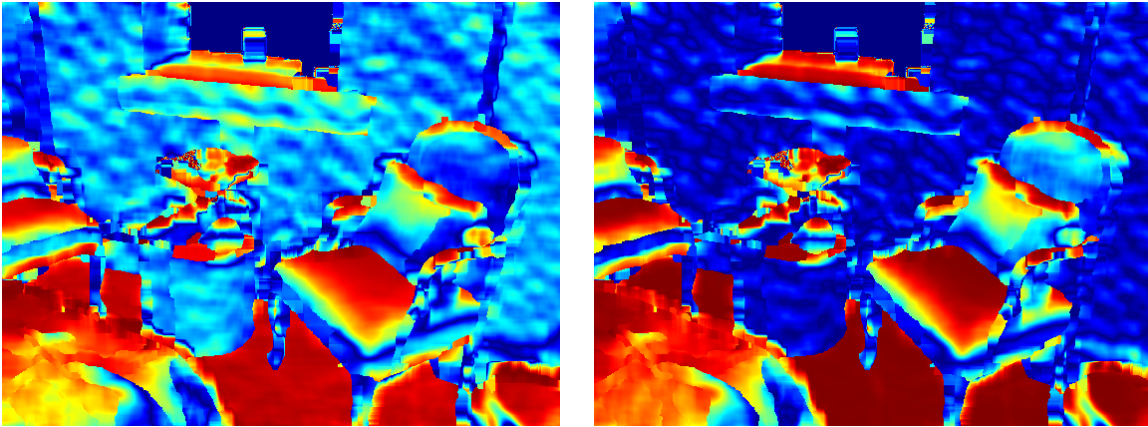
Finding Gravity Direction

Original point cloud may not be in a geocentric frame

Current Gravity
Direction
Estimate



Current
Estimate of
horizontal and
vertical
surfaces




Horizontal Vertical

Semantic Segmentation

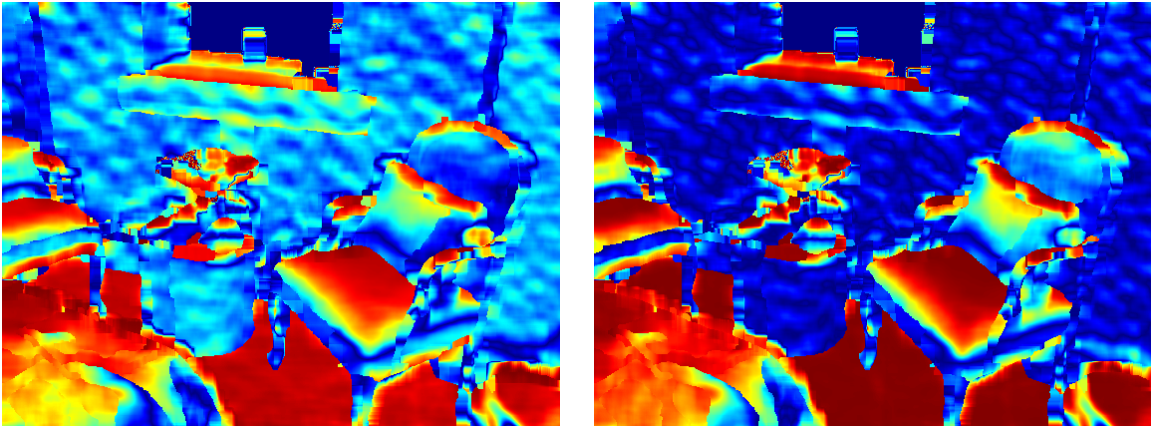
Finding Gravity Direction

Original point cloud may not be in a geocentric frame

Current Gravity
Direction
Estimate



Current
Estimate of
horizontal and
vertical
surfaces




Horizontal Vertical

Semantic Segmentation

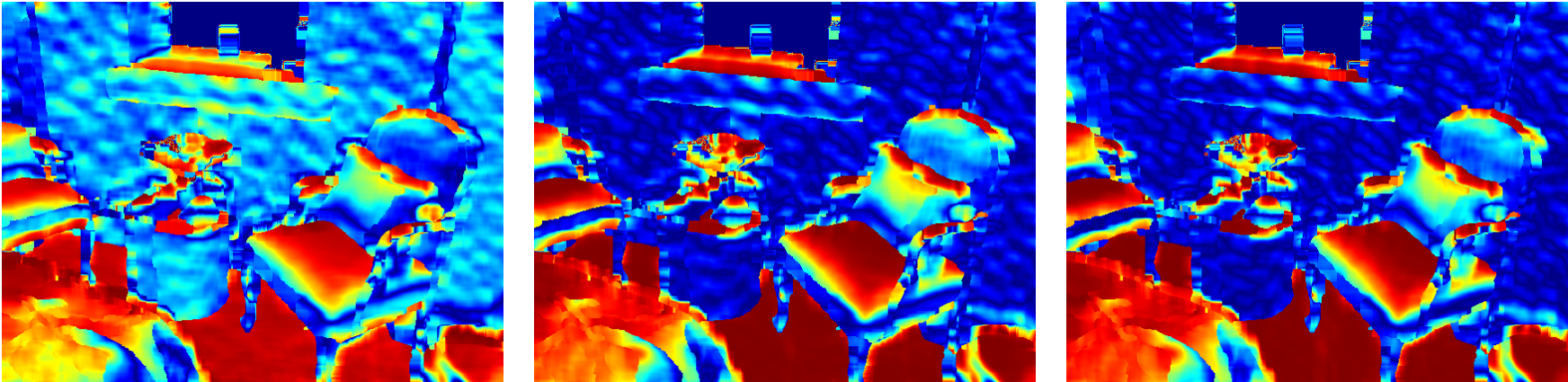
Finding Gravity Direction

Original point cloud may not be in a geocentric frame

Current Gravity
Direction
Estimate



Current
Estimate of
horizontal and
vertical
surfaces





Horizontal Vertical

Results

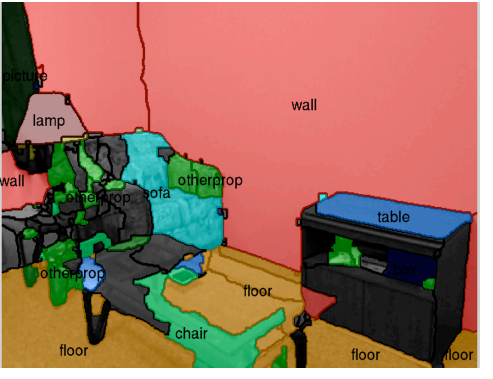


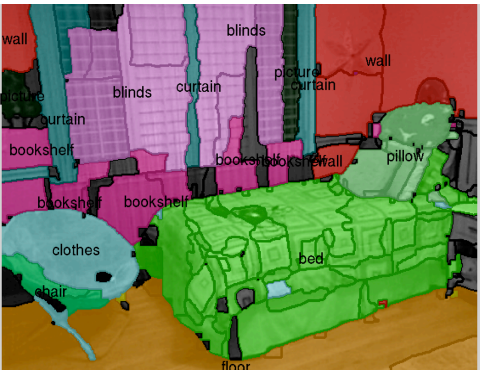

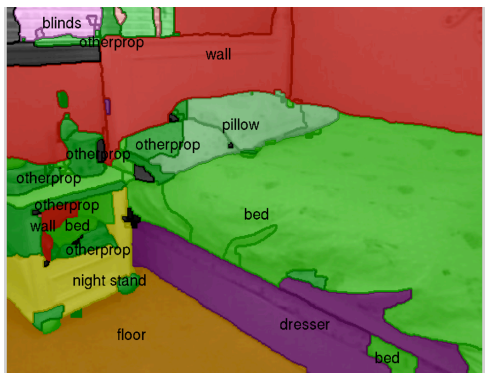
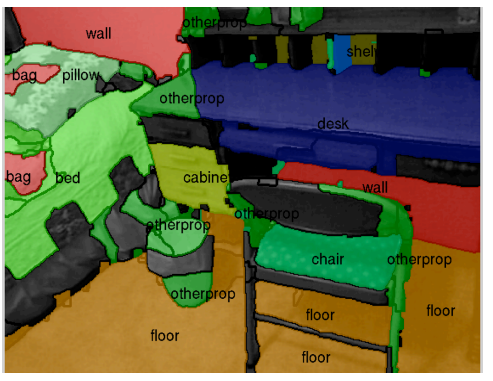
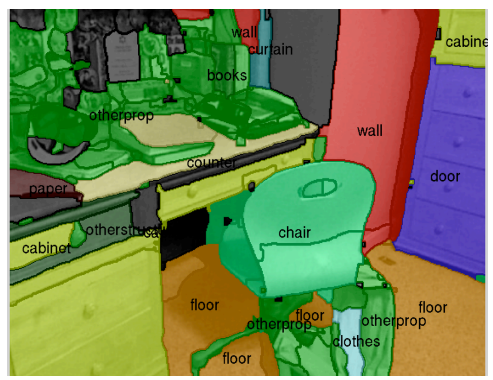
Image

Output



Image

Output



Semantic Segmentation

Performance (I/U = Pascal Segmentation Metric)

	Silberman ECCV 12	Ren et al. CVPR 12	Our
wall	61	60	68
floor	78	75	81
cabinet	33	37	48
bed	40	42	55
chair	32	33	40
sofa	25	28	44
table	21	17	30
door	5.9	13	8.3
window	30	28	33
bookshelf	23	17	20

	Silberman ECCV 12	Ren et al. CVPR 12	Our
picture	36	32	40
counter	33	39	47
blinds	40	27	44
desk	4.6	10	10
shelves	3.3	6.1	5.1
curtain	27	28	34
dresser	13	7	22
pillow	19	20	28
mirror	4.4	18	19
floor mat	7.2	20	22

Semantic Segmentation

Aggregate Performance (Frequency weighted I/U)

	Silberman et al. ECCV 12	Ren et al. CVPR 12	Our
4 class task (Floor, Structure, Furniture, Props)	56.31	59.19	64.9
40 class task (Walls, Floor, Cabinet, Bed, Chair, Sofa, Table,)	38.23	37.64	45.29

Scene Classification

Scene Classification

Task

Classify the given scene into -
bedroom, living room, kitchen, ...

Scene Classification

Task

Classify the given scene into -
bedroom, living room, kitchen, ...

Approach

Use the inferred semantic class labels to predict the scene class

Scene Classification

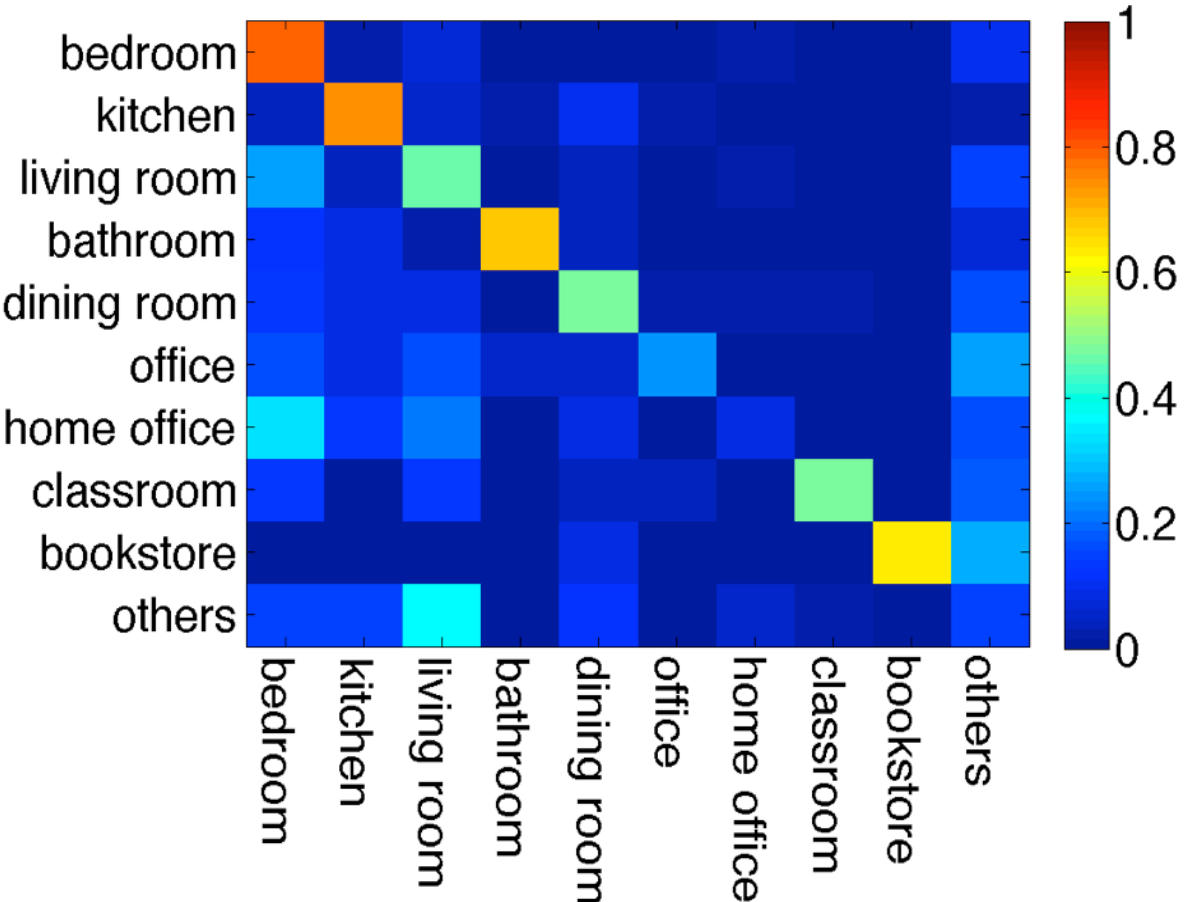
Task

Classify the given scene into -
bedroom, living room, kitchen, ...

Approach

Use the inferred semantic class labels to predict the scene class

Performance



Mean Diagonal = .47

Scene Classification

Task

Classify the given scene into -
bedroom, living room, kitchen, ...

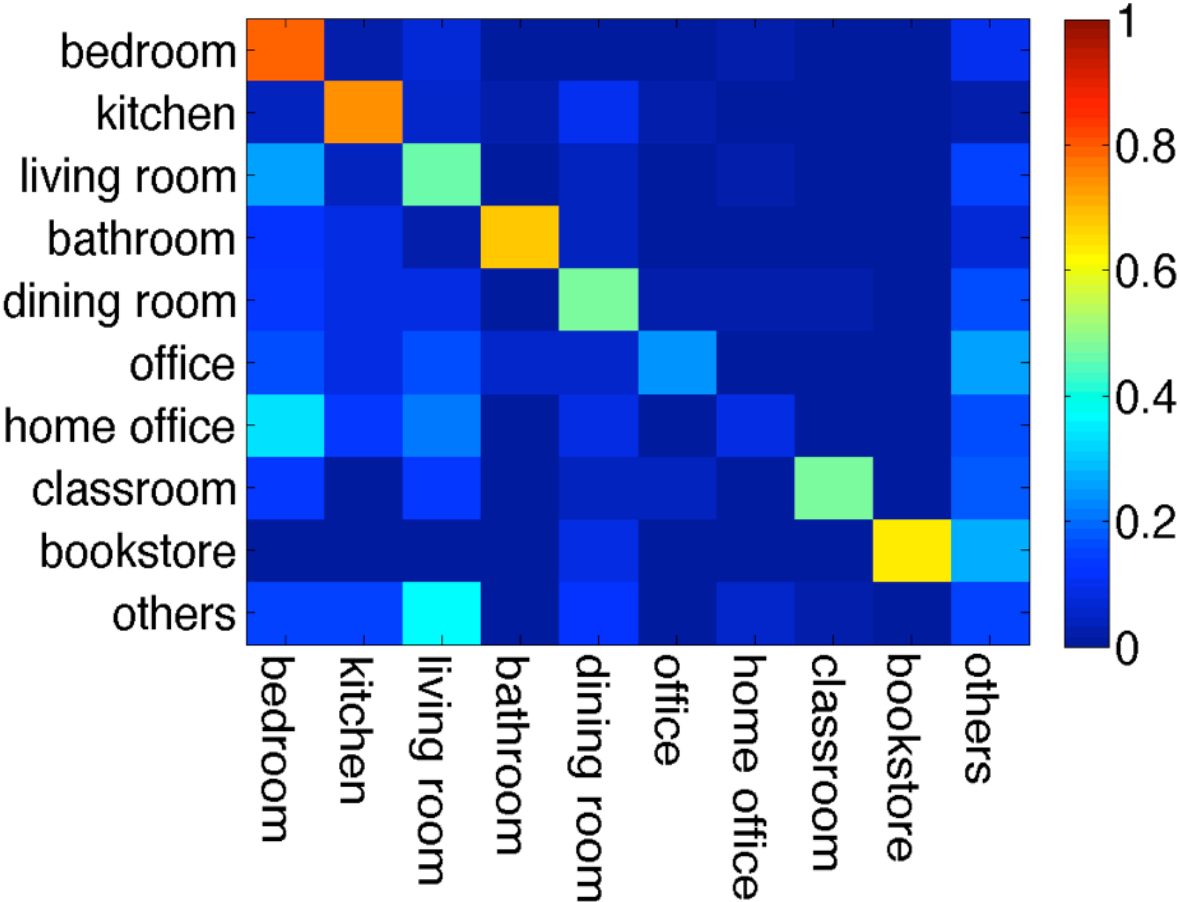
Approach

Use the inferred semantic class labels to predict the scene class

Scene Context

Using this inferred scene as additional features improves semantic segmentation accuracy by ~1%

Performance



Mean Diagonal = .47

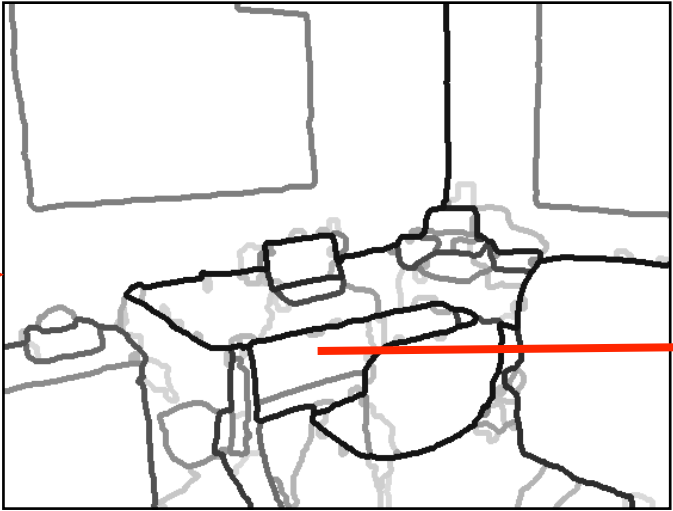
Semantic Segmentation with RGB-D

Input



RGB

Reorganization

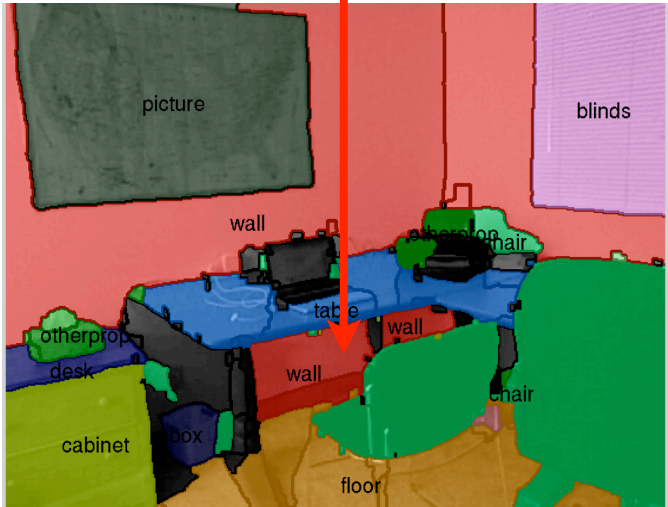


Bottom-Up Segmentation



Amodal Completion

Semantic Segmentation



Dense Pixel Labeling

Thank You

Code, benchmarks and results will be available on our group's website soon

<http://www.eecs.berkeley.edu/Research/Projects/CS/vision/>